

ARKANSAS RAZORBACKS

Associate Communications Director Jeri Thorpe | jthorpe@uark.edu | Cell-479-283-3344

'16-'17 SCHEDULE

All: 9-1 | SEC: 0-0 | H: 6-0 | A: 1-1 | N: 2-0 | Ranked: 0-0

NOVEMBER (0-0)		W/L	SCORE
3	OKLA. BAPTIST (EXH)	W	79-32
11	SAM HOUSTON STATE	SECN+ W	71-39
13	LOUISIANA-MONROE	- W	92-46
17	SOUTH DAKOTA	SECN+ W	70-67
21	STETSON	SECN+ W	79-62
25	vs. Memphis!	- W	91-61
26	vs. Navy!	- W	70-67
30	at Tulsa	CST W	57-50

DECEMBER (0-0)		W/L	SCORE
3	TEXAS TECH*	SECN W	66-60
7	BUTLER	SECN+ W	68-50
11	at Missouri State	ESPN3 L	64-62
2:00 PM			
18	NORTHWESTERN STATE	SECN+	2:00 PM
21	ORAL ROBERTS	SECN+	1:00 PM
28	HOUSTON BAPTIST	SECN+	7:00 PM

JANUARY (0-0)		W/L	SCORE
1	at Ole Miss*	SECN	4 p.m.
5	MISSISSIPPI STATE*	SECN+	7 P.M.
8	LSU *	SECN+	2 P.M.
12	at Texas A&M*	SECN+	7 p.m.
15	at Alabama*	SECN	4 p.m.
19	VANDERBILT*	SECN+	7 P.M.
23	MISSOURI*	SECN	6 P.M.
29	at LSU*	SECN	1 p.m.

FEBRUARY (0-0)		W/L	SCORE
2	GEORGIA*	SECN+	7 P.M.
5	SOUTH CAROLINA*	ESPN2	1 P.M.
9	at Florida*	SECN+	6 p.m.
12	at Missouri*	SECN	5 p.m.
16	KENTUCKY*	SECN+	7 P.M.
19	at Tennessee*	SECN	2 p.m.
23	at Vanderbilt*	SECN+	7 p.m.
26	AUBURN*	SECN	2 P.M.

MARCH (0-0)		W/L	SCORE
1-5	SEC Tournament	SECN/ESPN/ESPN2	TBA

1 - Nugget Classic (Reno, Nevada)
^ - SEC/Big 12 Challenge (Campus Sites)
* - Southeastern Conference Game
All home games played in BWA (19,200)
All times central and subject to change.

SEASON HONORS

Jessica Jackson

- ▶ Preseason All-SEC First Team selection (Coaches)
- ▶ CollegeSportsMadness.com SEC Player of the Week (Dec. 5)

Jailyn Mason

- ▶ SEC Freshman of the Week (Nov. 29)

GAME 11 | ARKANSAS (9-1 | 0-0) VS. NORTHWESTERN STATE (5-3 | 0-0)

RAZORBACKS

Head Coach: Jimmy Dykes

@CoachJimmy Dykes

At Arkansas: 39-33 (3)

Career Record: 39-33 (3)

W/L Streak: L1



LADY DEMONS

Coach: Jordan Dupuy

School Record: 5-3 (1)

Career Record: 5-3 (1)

W/L Streak: W2

SERIES INFO

All Time: Arkansas leads 12-3 \\\ Fayetteville: 8-0 \\\ Natchitoches: 0-3 \\\ Neutral: 4-0

Arkansas has won 9 in a row over the Lady Demons including a 78-30 win in Fayetteville in 2014.

<http://es.pn/2fz2q9v>

Razorback Sports Network \ PXP: Phil Elson

LR - KABZ-FM-103.7 \ Fayetteville - KQSM-FM-92.1 \ Ft. Smith - KFPW-AM-1230/FM-94.5 \ Rogers - KURM-AM-790/FM-100.3

<http://statb.us/e/146144>

STORYLINES

JESSICA JACKSON

- ▶ Ten games with double figures
- ▶ Ranks fifth in career points (1,600), seventh in blocks (117) and 16th in career rebounds (633)
- ▶ Season goal is to shoot more FT (39-58) than 3's (16-46)
- ▶ 86 games with double figure scoring
- ▶ 24 games with 20+ points (two as a senior)
- ▶ Named tournament MVP at Nugget Classic after scoring 29 points and grabbing eight rebounds in two games
- ▶ Named *CollegeSportsMadness.com* SEC Player of the Week (12/5/16)
- ▶ Jessica Jackson ranks eighth in the SEC, averaging 16.1 points per game (12/14/16).
- ▶ Jessica Jackson ranks second in the SEC in free throw attempts (58), sixth in the SEC in free throws made (33) and 13th in rebounds per game (6.9) (12/14/16)



DEFENSE DEFINES US

- ▶ 272 defensive rebounds; Third in SEC & 21st in NCAA with +10.9 rebounding margin (12/14/16)
- ▶ Holding opponents to .365 from the field
- ▶ Forced 151 turnovers

TOUGH SCHEDULE

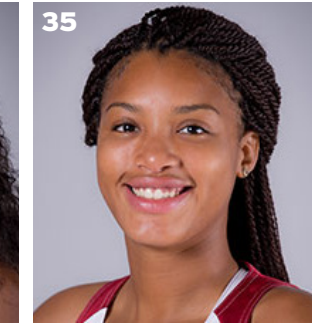
- ▶ Arkansas faces four nonconference and 14 total opponents who advanced to the postseason last year
- ▶ The Razorbacks defeated the 2016 WNIT Champion South Dakota, who returned all of its starters from a year ago
- ▶ This week in the polls - (AP/USA TODAY): Mississippi State (5/5), South Carolina (6/6), Kentucky (19/23), Florida (RV 23/11), Texas A&M (RV 9/15), Auburn (RV 7/3), Vanderbilt (RV 1/-), Tennessee (RV -/1)

NEWCOMERS CONTRIBUTE

- ▶ McDonald's All-American **Aaliyah Wilson** made her collegiate debut against Stetson
- ▶ Even though **Bailey Zimmerman** and **Keiryn Swenson** are sophomores, they are seeing significantly more playing time and better numbers this season
- ▶ **Bailey Zimmerman** ranks 21st in the NCAA with a 5.0 assist/turnover ratio
- ▶ **Jailyn Mason** -- Career bests for points (11), FG (5), FGA (10), Rebounds (6) against Stetson. Mason earned **SEC Freshman of the Week** honors Nov. 29 after helping Arkansas to the Nugget Classic title in Reno

OTHER NOTES

- ▶ Arkansas has played just **two games** with a full roster: Aaliyah Wilson missed three (SHSU, ULM, USD) games with illness that prevented her from practicing for most of the preseason and missed the Missouri State game with a death in the family; Briunna Freeman missed two games (SU, MEM) with symptoms followed by three games (TTU, BU, MSU) after minor surgery; Devin Cosper missed the opener (SHSU) with a death in the family



**LAST GAME'S STARTERS
NUMERICAL**

NO.	NAME	POS	HT	CL	HOMETOWN/HS/PREVIOUS SCHOOL	PPG	RGP	APG	FG%	3FG%	FT%
00	Jessica Jackson	F	6-3	Sr	Jacksonville, Ark./Jacksonville HS	16.1	6.9	1.5	.390	.347	.672
2	Aaliyah Wilson	G/F	5-10	Fr	Muskogee, Okla./Muskogee HS	5.2	3.8	1.7	.297	.353	.750
3	Malica Monk	G	5-5	So	N. Little Rock, Ark./NLR HS	11.0	2.7	3.7	.506	.333	.774
4	Keiryn Swenson	G/F	6-1	So	Wichita, Kan. /Maize HS	8.4	3.9	0.4	.582	.571	.727
10	Kiara Williams	F/C	6-1	Fr	Little Rock, Ark./LR Central HS	3.1	3.0	-	.625	-	.250
12	Briunna Freeman	G	5-9	So	Pelham, Ga./Pelham HS	8.2	2.6	0.2	.696	-	.643
14	Jaielyn Mason	PG	5-9	Fr	Mason, Ohio/William Mason HS	6.5	4.5	2.8	.400	.545	.600
20	Sydney Stout	F	6-0	Fr	Bixby, Okla./Bixby HS	1.0	0.3	-	.333	.333	-
21	Devin Cospier	G	5-10	Jr	Coffeyville, Kan. / Field Kindley HS / Coffeyville CCC	5.6	2.2	1.8	.346	.211	.667
22	Bailey Zimmerman	G/F	6-0	So	St. Vincent, Ark. /Wonderview HS	5.5	4.5	1.7	.367	.333	.600
35	Alecia Cooley	C	6-3	Sr	Evanston, Ill./Evanston Township/State Fair CC	7.6	6.3	1.4	.458	-	.733
42	Yasmeen Ratliff	C	6-5	Fr	Alpharetta, Ga./St. Francis Day	DNP					

ROSTER SUPERLATIVES

BY YEAR

SR	2	Jackson, Cooley
JR	1	Cospier
SO	4	Monk, Swenson, Freeman, Zimmerman
FR	5	Wilson, Williams, Mason, Stout, Ratliff

PRONUNCIATION GUIDE

Aaliyah	uh-LEE-uh
Malica	mal-l-ka
Keiryn	KEER-rynn
Kiara	key-ARE-uh
Briunna	BRE-uh-nah
Jaielyn	JAY-lynn
Alecia	uh-LEE-c-uh
Yasmeen	yas-MEAN
Tari	TAR-e
Deffebaugh	DEFF-uh-baugh

STARTING LINEUPS

OPPONENT	GUARD	GUARD	FORWARD	FORWARD	CENTER
OK BAPT (Exh)	Monk	Mason	Jackson	Zimmerman	Cooley
SHSU	Monk	Mason	Jackson	Zimmerman	Cooley
ULM	Monk	Mason	Jackson	Zimmerman	Cooley
S DAKOTA	Monk	Mason	Jackson	Zimmerman	Cooley
STETSON	Monk	Mason	Jackson	Zimmerman	Cooley
vs. Memphis	Monk	Mason	Jackson	Zimmerman	Cooley
vs. Navy	Monk	Mason	Jackson	Zimmerman	Cooley
at Tulsa	Monk	Mason	Jackson	Zimmerman	Cooley
TEXAS TECH	Monk	Mason	Jackson	Zimmerman	Cooley
BUTLER	Monk	Mason	Jackson	Zimmerman	Cooley
at Mo State	Monk	Mason	Jackson	Zimmerman	Cooley
NSU					
ORU					
HBU					
Ole Miss					
MISS STATE					
LSU					
Texas A&M					
Alabama					
VANDERBILT					
MISSOURI					
LSU					
GEORGIA					
S CAROLINA					
Florida					
Missouri					
KENTUCKY					
Tennessee					
Vanderbilt					
AUBURN					
SEC Tournament					

BY STATE

Arkansas	4	Jackson, Monk, Williams, Zimmerman
Illinois	1	Cooley
Georgia	2	Freeman, Ratliff
Kansas	2	Swenson, Cospier
Ohio	1	Mason
Oklahoma	2	Wilson, Stout

BY POSITION

Guard	4	Monk, Freeman, Mason, Cospier
G/F	3	Wilson, Swenson, Zimmerman
Forward	3	Jackson, Williams, Stout
Center	2	Cooley, Ratliff

JESSICA JACKSON

AMONG SEC LEADERS

Jessica Jackson ranks in the top-5 in several categories among the active leaders in the SEC

- ▶ 1. Scoring with 1600 points
- ▶ 1. Field Goals Made with 547
- ▶ 1. 3-Point Field Goals Made with 168
- ▶ 3. Rebounding with 633 boards
- ▶ 4. Blocks with 117

ACTION JACKSON

- ▶ Jessica Jackson was the second fastest player in program history to reach 1,000 career points.
- ▶ She was the 19th player in program history to score at least 1,000 career points and grab at least 500 career rebounds reaching that milestone at LSU in 2016.
- ▶ Jackson became just the seventh player to score at least 1,000 career points, grab at least 500 rebounds and have at least 100 career blocks at Auburn as a junior
- ▶ She is one of four players to score at least 1,500 points, grab 600+ rebounds and have at least 100 blocks at Arkansas
- ▶ Jessica Jackson ranks eighth in the SEC, averaging 16.1 points per game.
- ▶ Jessica Jackson ranks second in the SEC and 36th in the NCAA in free throw attempts (58) and third in the SEC in points scored (161)

JACKSON'S NUMBERS

- ▶ Scored in double figures in 10 games this season and 87 career games
- ▶ Thirteen career double doubles
- ▶ Scored 20+ points 22 times in her career/ Twice as a senior
- ▶ She has been Arkansas' leading scorer (or tied for the lead) in eight of 10 games this year
- ▶ She has been among Arkansas' leading rebounders in five games this year
- ▶ Jessica Jackson ranks 16th with 633 career rebounds
- ▶ Jessica Jackson ranks seventh with 117 career blocked shots
- ▶ Jessica Jackson is averaging a team-best 16.1 points per game, eighth in the SEC
- ▶ Jessica Jackson has scored in double figures in the first half three times this year, including two games with 10 points in the first quarter (Stetson and Tulsa).
- ▶ Jessica Jackson scored a season-high 22 points in the 57-50 win at Tulsa. It was her second 20-point game of the season and her 22nd career 20-points game.

POINTS/REBOUNDS/BLOCKS

Player	Points	Rebs	Blocks
Shemeka Christon (01-04)	1951	714	162
Delmonica DeHorney (88-91)	1785	641	235
JESSICA JACKSON (14-PRES.)	1600	633	117
Sarah Watkins (10-13)	1386	604	201
Stephanie Bloomer (92-95)	1159	691	126
Amanda Holley (82-84)	1154	683	147
Kim Bunge (80-83)	1047	652	116

POINTS

Name (Career)	Yr	Gp	Pts
1. Bettye Fiscus (81-85)	4	112	2,073
2. Shameka Christon (00-04)	4	123	1,951
3. Del. DeHorney (87-91)	4	115	1,785
4. Kimberly Wilson (93-97)	4	120	1,733
5. JESSICA JACKSON (14-PRES.)	3+	101	1,600
6. Shelly Wallace (85-89)	4	119	1,583
7. Wendi Willits (97-01)	4	131	1,574
8. C'eira Ricketts (09-12)	4	129	1,537
9. Christy Smith (94-98)	4	111	1,459
10. Karyn Karlin (96-00)	4	111	1,441



THE NUMBERS

1,600

Career Points

633

Career REBOUNDS

117

Career Blocks

101

Career Games Played

DOUBLE FIGURE SCORING STREAKS

- FRESHMAN
- 25 games with 10+ points
 - 18 games with 15+ points
 - 7 games with 20+ points
 - 1 game with 30+ points
 - In season streak: 10 games

SOPHOMORE

- 26 games with 10+ points
- 18 games with 15+ points
- 5 games with 20+ points
- **In season streak: 12 games**
- From FR to SO: 7 games

JUNIOR

- 26 games with 10+ points
- 21 games with 15+ points
- 8 games with 20+ points
- In season streak: 10 games
- **From SO to JR: 18 games**

SENIOR

- 10 games with 10+ points
- 5 games with 15+ points
- 2 games with 20+ points
- In season streak: 10 games
- From JR to SR: 15 games

WHAT WE ARE TALKING ABOUT

- ▶ Arkansas is 25-10 in home games under head coach Jimmy Dykes. That mark includes a 6-0 record this season and a 15-4 record in non-conference home games.
- ▶ Arkansas is 12-3 all-time against Northwestern State, including 8-0 in games played in Fayetteville. Arkansas has won each of the last nine meetings dating back to the 1992-93 season, most recently a 78-30 win in Fayetteville during the 2014-15 season.
- ▶ Arkansas is 45-10 all-time against Southland Conference opponents, including a 30-1 record at home. The Razorbacks defeated fellow SLC member Sam Houston State 71-39 in the season opener.
- ▶ Northwestern State has made NCAA Tournament appearances in two of the last three seasons, earning a bid to the 2014 and 2015 NCAA Tournament.
- ▶ Arkansas and Northwestern State have two common opponents. Arkansas has defeated both Louisiana-Monroe (92-46) and Memphis (91-61), while Northwestern State lost to Memphis (54-38) and defeated Louisiana-Monroe (67-65).
- ▶ Arkansas has used the same starting five for each of the first 10 games: Malica Monk, Jailyn Mason, Jessica Jackson, Bailey Zimmerman and Alecia Cooley.
- ▶ Jessica Jackson has scored in double figures in the first 10 games this season. She is averaging a team-best 16.1 points per game, which also ranks eighth in the SEC, and has led the team in scoring in eight of 10 games this season.
- ▶ Jessica Jackson ranks second in the SEC in free throw attempts (58) and sixth in the SEC in the free throws made (39).
- ▶ Malica Monk has scored in double figures in seven of the first 10 games and is averaging 11.0 points per game, which ranks second on the team.
- ▶ Jessica Jackson has scored in double figures in the first half three times this year, including two games with 10 points in the first quarter (Stetson and Tulsa).
- ▶ Five different players have scored in double figures in the first half of games this season: Jessica Jackson (three times), Malica Monk, Alecia Cooley, Keiryn Swenson, and most recently, Devin Cospser.
- ▶ Devin Cospser led three scorers in double figures with a career-high 18 points at Missouri State.
- ▶ Arkansas ranks seventh in the SEC in field-goal percentage (43.9 percent) and ranks second in the SEC in three-point field-goal percentage (37.8 percent).

- ▶ Arkansas has already shot 45 percent or better five times this season. Arkansas shot 45 percent or better twice all of last season (30 games) and six times all of 2014-15 season (32 games).
- ▶ Arkansas ranks fourth in the SEC and 21st in the nation in rebound margin, outrebounding opponents by 10.9 rebounds per game.
- ▶ Arkansas has won the rebounding battle in nine of the first 10 games this season, improving to 31-8 when outrebounding its opponents under head coach Jimmy Dykes.
- ▶ Arkansas ranks third in the SEC and 26th in the nation in turnovers, committing just 13.3 turnovers per game.
- ▶ Arkansas is off to a 9-1 start for the first time under head coach Jimmy Dykes and the first time since the 2013-14 season, when the Razorbacks won its first 13 games.

IMPROVING EACH YEAR

- ▶ Arkansas is second in the nation (12/5/16) in most improved field goal percentage from last season.

Top 10 Improved FG% Teams

TEAM	PCT Improvement
Providence	9.22%
Arkansas	8.50%
Nevada	8.20%
Mississippi State	8.06%
Iowa State	7.95%
Portland State	7.94%
Washington	7.87%
Hartford	7.61%
Louisiana Tech	7.40%
Colorado	7.35%

THE FOURTH QUARTER

- ▶ Arkansas is shooting 41.3% (59-143) in the fourth quarter through the first 10 games
- ▶ Jessica Jackson averages 4.1 ppg and Briunna Freeman 4.0 ppg in the final frame
- ▶ The Razorbacks are outrebounding opponents 110-80 in the fourth quarter

RPI NOTES (12/8/16)

- ▶ The NCAA released its first RPI report Dec. 7 and Arkansas was No. 35
- ▶ The Razorbacks moved to No. 42 with the win over Butler
- ▶ Arkansas is No. 56 in the Jeff Sagarin/CBN ratings
- ▶ Arkansas is No. 43 in the Warren Nolan rankings

SEEING DOUBLE

DOUBLE FIGURE GAMES

Jessica Jackson (87/23)	Times	20+
2013-14	25	8
2014-15	26	5
2015-16	26	8
2016-17	10	2

Devin Cospser (16)	Times
2015-16	14
2016-17	2

Jordan Danberry (11)	Times
2015-16	10
2016-17	1

Alecia Cooley (11)	Times
2015-16	7
2016-17	4

Malica Monk (10)	Times
2015-16	3
2016-17	7

Keiryn Swenson (4)	Times
2016-17	4

Jailyn Mason (2)	Times
2016-17	2

Briunna Freeman (3)	Times
2016-17	3

Aaliyah Wilson (2)	Times
2016-17	2

Bailey Zimmerman (1)	Times
2016-17	1

DOUBLE-DOUBLES

Jessica Jackson

Pts	Reb	Opponent	Date
16	10	Florida	1-29-16
15	12	at Butler	12-13-15
13	10	Southeastern La.	11-13-15
20	13	SHSU	11-15-15
19	11	at Missouri	3-1-15
17	13	LSU	2-22-15
14	11	at Alabama	2-1-15
18	10	No. 5/8 Texas A&M	1-4-15
19	12	Savannah State	11-16-14
18	11	Tennessee Tech	12-20-13
23	10	at Florida	1-9-14
31	10	Ole Miss	1-19-14
19	12	Auburn	2-2-14
21	11	Ole Miss (SEC)	4-5-14

Alecia Cooley

Pts	Reb	Opponent	Date
11	10	Florida	1-28-16
12	10	No. 24 Missouri	1-17-16
12	10	Missouri State	12-2-15
10	11	Memphis	12-25-16

PLAYER NOTES AND NUMBERS

- ▶ Among Arkansas' leading scorers: Jackson 8x; Swenson 1x; Cooley 1 x; Monk 1x; Cospers 1x
- ▶ Among Arkansas' leading rebounders: Jackson 5x; Cooley 3x; Zimmerman 2x; Mason 1x
- ▶ Six Razorbacks average 20+ minutes per game: Jackson, Monk, Cooley, Mason, Swenson, Zimmerman
- ▶ Jessica Jackson leads the team in points, scoring average, field goal attempts, field goals made, 3-point field goal attempts, 3-point field goals made, free throw attempts, free throws made and offensive rebounds
- ▶ Alecia Cooley leads Arkansas in rebounds, rebounding average, defensive rebounds and blocks
- ▶ Malica Monk leads the team in free throw percentage, assists, steals and minutes played.

TEAM NOTES AND NUMBERS

- ▶ Arkansas has made 25+ field goals in five games; the Razorbacks are 5-0 in those games
- ▶ Arkansas has made 5+ 3-pointers in nine games and the team is 8-1 in those games
- ▶ The Razorbacks have made 15+ free throws in four games and are 3-1 in those contests
- ▶ Arkansas has scored 70+ points six times; we are 6-0 in those games
- ▶ Arkansas has outscored its opponents eight times in the first half, been tied once and been outscored once in the first 20 minutes

DYK

- ▶ Arkansas ranks third in the SEC and 21st nationally in rebound margin, outrebounding opponents by 10.9 rebounds per game.
- ▶ Arkansas ranks seventh in the SEC and 64th nationally in field-goal percentage, shooting 43.9 percent, and second in the SEC and 27th nationally in 3-point field-goal percentage, shooting 37.8 percent.
- ▶ Arkansas ranks third in the SEC and 25th nationally in turnovers, committing just 13.3 turnovers per game.

ARKANSAS' STARTERS

- ▶ The Razorback starters have scored 467 points - 64.33% of the team's points
- ▶ The starters have grabbed 249 rebounds - 59.29% of the total
- ▶ The starters have made 34 3-pointers and are 97-139 (.698) from the line

ARKANSAS' BENCH

- ▶ The Razorback bench has outscored the opponent's bench 259-161 this year
- ▶ Keiryn Swenson leads the team off the bench with 8.4 ppg followed by Briunna Freeman with 8.2 ppg

- ▶ Arkansas' bench has hit 25 3-pointers compared to just eight by opponents

WIN/LOSS STREAK (12/14/16)

Arkansas is 9-1. The Razorbacks were:

- ▶ That ranks second in the SEC and 16th in the country with a 90.0 w-l percentage
- ▶ Mississippi State is the only unbeaten team in the SEC (10-0)
- ▶ Arkansas is one of four teams with just one loss (Vanderbilt, Alabama, South Carolina)
- ▶ Arkansas is one of three teams with 9+ wins (Miss State, Vanderbilt)

STORYLINES

#BeArkansas

#BeArkansas - We keep the players who fit our program's needs home as well as show other great players what it means to represent the Razorbacks

- ▶ Five in-state players
- ▶ Five newcomers had offers from several other schools but chose Arkansas because of the coaching staff, the current players and the university
- ▶ Fayetteville No. 1 In Best Value. More: <http://bit.ly/2emfcaQ>.
- ▶ Be Relentless...Be Hard To Guard...Be the team no one wants to play

Expectations

Dykes has high expectations for this season. He has nine returners and five newcomers who will impact the team from day one.

- ▶ Return 77.9% of our scoring including our top three scores (Jackson, Cospers, Danberry)
- ▶ Return 70.3% of our rebounding including three of the top four (lost Melissa Wolff)
- ▶ Nine returning players and five newcomers including ESPN No. 30 Aaliyah Wilson

Awards \ Honors \ Goals

Jessica Jackson returns for her senior season as just the fourth player in program history to earn All-SEC First Team honors. Her goal is to elevate her game and get drafted by the WNBA at the end of the year.

Jackson was named **CollegeSportsMadness.com SEC Player of the Week** Dec. 5.

Newcomer **Aaliyah Wilson** is just the second McDonald's All-American to sign with Arkansas out of high school. Expectations are high for this freshman.

Jailyn Mason earned **SEC Freshman of the Week** honors Nov. 29, after helping the Razorbacks to the Nugget Classic title in Reno. It is her

ON THIS DATE

Dec. 18				
1986	Arkansas	78	SMSU	61
1992	Arkansas	47	DePaul	71
1993	Arkansas	85	NW St.	74
1996	Arkansas	69	St. Louis	43
2003	Arkansas	78	NW St.	64
2005	Arkansas	74	Texas-PA	44
2006	Arkansas	70	Memphis	54
2007	Arkansas	91	Memphis	66
2008	Arkansas	66	Dartmouth	57
Dec. 21				
1985	Arkansas	79	Oklahoma	66
1987	Arkansas	59	SFA	93
1991	Arkansas	89	Kent State	72
1993	Arkansas	81	SMU	89
1995	Arkansas	83	TCU	52
1997	Arkansas	64	Utah	73
1999	Arkansas	66	New Mexico	71
2000	Arkansas	87	Harvard	48
2001	Arkansas	73	Dayton	55
2004	Arkansas	65	Oregon	62
2005	Arkansas	84	New Orleans	46
2008	Arkansas	55	Missouri	56
2009	Arkansas	68	VCU	58
2011	Arkansas	86	Texas So.	41 Fayetteville
Dec. 28				
1990	Arkansas	60	Rutgers	89
1994	Arkansas	83	Tulane	79
1997	Arkansas	77	Valpo (OT)	69
2002	Arkansas	71	W. Kentucky	61
2003	Arkansas	79	SFA	61
2006	#23 Arkansas	94	Cincinnati	82 Fayetteville
2010	No. 22 Arkansas	88	Furman	44
2011	Arkansas	59	MVSU	40 Fayetteville
2015	Arkansas	86	MVSU	46 Fayetteville

first collegiate honor and the first for Arkansas this season.

Building a Strong Foundation

Jimmy Dykes is building a strong foundation. The goal is to win but he won't sacrifice the process. Academics, work ethic and attitude will impact playing time as much as a player's shooting percentage.

- ▶ Getting players who fit our style on and off the court
- ▶ Getting things done in the classroom - six consecutive semesters above a 3.0 GPA

HOME SWEET HOME

- ▶ Arkansas is 252-96 in 24 seasons in Bud Walton
- ▶ Jimmy Dykes is 26-10 in BWA (8-6/11-4/6-0)

WE ARE FAMILY

Several Razorback players hail from large families. Check out some of the family sizes here.

Briunna Freeman	9
Brittany, James, Leonard, Duntrez, Rhaheem, Javell, Shambrika, Kendra, Brandon	
Jessica Jackson	7
Chris, Adrian, Asia, Jennifer, Kailyn, Cedric, Khylan	
Alecia Cooley	7
Mia, Cojuan, Janava, Cheri, Laurie, Amber, Jasmine	
Yasmeen Ratliff	5
Stacia, Alexis, Sasha, Adonis, Darius	
Kiara Williams	4*
Jasmine Davis, Rodney Davis, Deunte Davis, Deundre Davis	
Bailey Zimmerman	3
John Paul, Jordan, Brooke	
Malica Monk	2
Mark, Mason	
Keiryn Swenson	2
Kameron, Konner	
Aalyah Wilson	2**
Devante, Alexis	
Devin Cospers	1
Sierra	
Sydney Stout	1
Savanna	
Jailyn Mason	14***
Roman, Amari, Elijah, Isaiah	

*Williams also grew up with 2 aunts and a cousin in the household

**Grandmother had 16 kids so she had a lot of cousins around

***Has 14 siblings and is closest with the ones who are listed

SPEAKING OF FAMILY

Bailey Zimmerman is a cousin of Arkansas men's basketball assistant coach Matt Zimmerman.

2016-17 NEWCOMERS

FRESHMAN VIDEOS

Get to know our newcomers in their own words. Watch Now!

MASON - bit.ly/MasonShoe
 Ratliff - bit.ly/YasRatliff
 Stout - bit.ly/GTKSStout
 Williams - bit.ly/KiaraWilliams
 Wilson - bit.ly/AWilsonHorses

- ▶ Yasmeen Ratliff is the daughter of long-time NBA player Theo Ratliff
- ▶ Ratliff says defense is her strength
- ▶ Kiara Williams grew up in a busy household with two step-brothers, a little sister and little brother, a cousin and two aunts
- ▶ Williams is a big fan of the Marvel superhero movies
- ▶ Jailyn Mason has an Air Jordan shoe collection
- ▶ Check out the photos of Mason's collection here > bit.ly/MasonShoe
- ▶ Aaliyah Wilson has three siblings and a lot of cousins - her grandmother had 16 children
- ▶ Wilson loves to ride horses and has owned a couple of horses

DEEP BENCH-WITH EXPERIENCE

Last season, Arkansas had just three returners who had played minutes for head coach Jimmy Dykes. This year, the Razorbacks return nine players who saw action in games last season. The returners have 290 combined games of experience, 2,367 career points and 1,065 career rebounds prior to the 2016-17 season.

- ▶ Arkansas welcomed eight newcomers in 2015-16 and was the youngest team in the SEC and fifth-youngest in the country in terms of current players with minutes under the current head coach.
- ▶ This year, the Razorbacks return nine of 12 players from a year ago and have two seniors on the roster making them much more experienced than a year ago.

20+ POINT GAMES

- ▶ As a junior, Jessica Jackson had eight 20+ point games.
- ▶ Jackson has had two 20+ point games this year and has 23 for her career
- ▶ Devin Cospers has had one 20+ point game in her career (as a freshman)
- ▶ Jackson's 20+ point games over the last two seasons include:
- ▶ **2015-16:** 20 vs. Sam Houston State; 24 at South Dakota State; 29 vs. Tulsa; 22 versus Louisiana; 22 vs. Mississippi Valley State; 20 at No. 5 Mississippi State; 25 vs. No. 13 Tennessee; 20 vs. Alabama. **2016-17:** 20 vs. Sam Houston State; 22 at Tulsa

DOUBLE DIGIT SCORING IN THE FIRST HALF

IN 2016-17

- ▶ Malica Monk was the first player to score in double figures in the first half of a game with 10 points against Sam Houston State.
- ▶ Jessica Jackson scored in double figures in the first half against Stetson with 11, against Navy with 14 points and at Tulsa with 10 points.
- ▶ Jessica Jackson had 10 points in the first quarter against Stetson. It is the second time in her career she had double figure points in the 1Q
- ▶ Jessica Jackson added a third time with 10 points in 1Q at Tulsa
- ▶ Alecia Cooley had 10 points in the first half against Memphis
- ▶ Keiryn Swenson became the fourth different Razorback with double digits in the first 20 minutes when she had 12 against Butler
- ▶ Devin Cospers added her name to this list with double digits in the first 20 minutes at Missouri State. She finished with a career-best 18 points.

TOUGH SCHEDULE IN 2016-17

The SEC is always a tough place to play and this year is no exception

- Arkansas faces seven ranked or receiving votes (as of 12/14/16) opponents for eight games in SEC play
- This includes No. 5 Mississippi State, No. 6 South Carolina, No. 19 Kentucky, RV (23) Florida RV (9) Texas A&M and Vanderbilt, RV (7) Auburn, and RV (1) Vanderbilt
- The Razorbacks have a stretch in which five of seven opponents are ranked or getting votes
- Two of those contests are on the road
- The SEC sent nine teams to the NCAA Tournament and one other to the WNIT last season

It's not just the SEC either. The Razorbacks have put together a non-conference schedule that will allow the team to find itself while getting tough for league play:

- Arkansas hosted WNIT Champ South Dakota
- The Razorbacks travel to Missouri State who took part in last year's NCAA Tournament
- Northwestern State picked sixth/T5th; Houston Baptist picked 8th/8th; Sam Houston State picked 9th/9th in Southland preseason coach's/sports information director's polls
- Stetson is 10-2 and South Dakota 8-2 and both teams lead their conferences (12/14/16)
- Six nonconference opponents have five or more wins (12/14/16)

PREVIOUS GAME NOTES

- ▶ The win over Stetson denied the Hatters a 5-0 start for the first time in program history.
- ▶ The win over South Dakota snapped an eight-game winning streak. That was the second-longest winning streak in the nation at that time.
- ▶ Jessica Jackson scored 10 of her 19 points in the first quarter versus Stetson, her second career game with 10 first-quarter points, giving her double-figure scoring games in each of the first four contests this season.
- ▶ Jessica Jackson has scored in double figures in the first seven games and had her third game of the year (Stetson, Navy) with 10 or more points in the first quarter at Tulsa.
- ▶ Malica Monk scored a career-high 18 points, including 10 points in the second half. She was 6-of-10 from the floor and a perfect 6-of-6 from the free-throw line against Stetson.
- ▶ Arkansas held Tulsa to season lows in field-goal percentage (29.7 percent), 3-point field-goal percentage (14.3 percent) and scoring (50 points).
- ▶ Held Stetson to two offensive rebounds; Held Tulsa to season low field goal percentage (29.7) and 3-point field goal percentage (14.3)
- ▶ Arkansas had 11 consecutive defensive stops in the fourth quarter in a come-from-behind win at Tulsa
- ▶ Arkansas defeated Tulsa 57-50, when trailing 39-34 after three quarters. Since the NCAA switched to four quarters for the 2015-16 season, the only other time that Arkansas won when trailing after three quarters was Feb. 18, 2016, at home against Alabama, when Arkansas trailed 51-48 and came back to win 69-67.
- ▶ Arkansas defeated Texas Tech 66-60, to improve to 2-1 all-time in the SEC/Big 12 Challenge, and also help the SEC to a 6-4 win over the Big 12 in the SEC/Big 12 Challenge this season.
- ▶ Opened with 10-0 run holding Butler without a point for the first 4:57 of the game

A MAJOR ACCOMPLISHMENT

Alecia Cooley	Communication
Devin Cospier	Communication
Briunna Freeman	Psychology
Jessica Jackson	Rec. & Sport Management
Jailyn Mason	Journalism: News/Editorial
Malica Monk	Rec. & Sport Management
Yasmeen Ratliff	Apparel Merch./Product Dev.
Tatiana Smith	Criminal Justice
Sydney Stout	Management
Keiryn Swenson	Accounting
Kiara Williams	Agricultural Business
Aaliyah Wilson	Pre-Physical Therapy
Bailey Zimmerman	Apparel Merch./Product Dev.

AP TOP 25 (12.12.16)

RK	TEAM	RECORD	PTS
1	Connecticut (33)	9-0	825
2	Notre Dame	9-1	764
3	Baylor	10-1	761
4	Maryland	10-0	742
5	Mississippi State	9-0	676
6	South Carolina	7-1	657
7	Florida State	10-1	625
8	Louisville	8-2	574
9	UCLA	7-1	565
10	Stanford	8-1	520
11	Washington	10-1	490
12	Ohio State	8-3	424
13	Miami	8-1	415
14	West Virginia	10-0	406
15	Colorado	9-0	286
16	Texas	3-4	268
17	DePaul	6-3	225
18	Duke	10-1	217
19	Kentucky	7-3	189
20	Oklahoma	7-2	187
21	Syracuse	8-3	162
22	South Florida	7-0	153
23	Arizona State	6-2	137
24	Virginia Tech	10-0	112
25	Oregon	7-1	75

Others receiving votes: Oregon State 68, Green Bay 49, Kansas State 44, California 29, Florida 23, Oklahoma State 15, Northwestern 10, USC 9, Texas A&M 9, Auburn 7, Gonzaga 4, UNLV 1, Vanderbilt 1, Michigan State 1

USA TODAY COACHES POLL (12.13.16)

RK	TEAM	RECORD	PTS
1	Connecticut (32)	9-0	800
2	Notre Dame	9-1	753
3	Maryland	11-0	725
4	Baylor	10-1	723
5	Mississippi State	9-0	656
6	South Carolina	7-1	644
7	Florida State	10-1	606
8	Louisville	8-2	554
9	UCLA	7-1	553
10	Stanford	8-1	511
11	Washington	10-1	474
12	Miami	8-1	416
13	Ohio State	8-3	409
14	West Virginia	10-0	376
15	Oregon State	6-1	283
16	DePaul	6-3	269
17	Texas	3-4	230
18	Syracuse	8-3	215
19	South Florida	7-0	185
20	Duke	10-1	175
21	Arizona State	6-2	154
22	Oklahoma	7-2	137
23	Kentucky	7-3	124
24	California	9-0	110
25	Virginia Tech	10-0	75

Others receiving votes: Colorado 54, Green Bay 51, Oregon 27, Michigan State 26, Oklahoma State 26, Texas A&M 15, Florida 11, Northwestern 9, Michigan 7, Kansas State 6, Gonzaga 4, Auburn 3, Georgia Tech 2, Penn State 1, Tennessee 1

STATS & STANDINGS

TEAM	SEC			OVERALL		
	W	L	PCT.	W	L	PCT.
Mississippi State	0	0	.000	10	0	1.000
ARKANSAS	0	0	.000	9	1	.900
Vanderbilt	0	0	.000	9	1	.900
Alabama	0	0	.000	7	1	.875
South Carolina	0	0	.000	7	1	.875
Auburn	0	0	.000	7	2	.778
LSU	0	0	.000	7	2	.778
Ole Miss	0	0	.000	7	2	.778
Texas A&M	0	0	.000	7	2	.778
Missouri	0	0	.000	8	3	.727
Florida	0	0	.000	7	3	.700
Kentucky	0	0	.000	7	3	.700
Georgia	0	0	.000	6	3	.667
Tennessee	0	0	.000	4	4	.500

SEC & NCAA STATS (12/14/16)

CATEGORY (All Games)	SEC*	NCAA
Assist/Turnover Ratio	3 (1.10)	53
Fewest Fouls	5 (149)	111
Free Throw Attempts	5 (204)	36
Fouls Per Game	5 (14.9)	41
Rebound Margin	3 (10.9)	21
Rebounds	3 (420)	47
RPG	5 (42.0)	71
Scoring Defense	5 (56.6)	48
Scoring Margin	5 (+16.0)	40
3-Pt FG Defense	5 (28.5)	85
3-PT FG Made	4 (59)	126
3-PT FGPG	4 (5.9)	160
3-PT FG Percentage	2 (37.8)	27
Turnovers Per Game	3 (13.3)	25

INDIVIDUAL

CATEGORY (All Games)	SEC*	NCAA
Assist/FG Turnover Ratio Malica Monk	5 (2.31)	54
Points Jessica Jackson	3 (161)	74
FTA Jessica Jackson	2 (58)	36

*Top five only

SEC SCHEDULE

December

18 (Sunday)	
Northwestern State at Arkansas (SECN+)	2:00 p.m. CT
Virginia Tech at Auburn (SEC Network)	5:00 p.m. CT
Radford at Kentucky (SECN+)	2:00 p.m. ET
20-LSU vs North Carolina	2:00 p.m. CT
19-Mississippi State vs So Cal/Grambling	1/3 p.m. CT
UCLA at South Carolina (ESPN2)	2:00 p.m. ET
Stanford at Tennessee (SEC Network)	3:00 p.m. ET
Tennessee Tech at Vanderbilt (SECN+)	2:00 p.m. CT

19 (Monday)

21-Alabama vs McNeese State	7:00 p.m. CT
Virginia at Georgia (SEC Network)	7:00 p.m. ET
UC Riverside at Missouri (SECN+)	7:00 p.m. CT

20 (Tuesday)

21-Alabama vs Texas-El Paso	7:00 p.m. CT
22-Florida vs Indiana	7:45 p.m. ET
Austin Peay at Ole Miss (SECN+)	12:00 p.m. CT
Alabama State at Mississippi State (SECN+)	7:00 p.m. CT
22-Texas A&M vs Dayton	12:00 p.m. CT

ABOUT OUR OPPONENT

NORTHWESTERN STATE LADY DEMONS

- Cheyenne Brown had a double-double against Jackson State
- Brown was named Southland Conference Player of the Week
- Brown had 27 points and 12 rebounds vs. JSU
- Brown leads the Southland Conference shooting 67.3 percent
- NSU is 5-3 with wins over Central Letourneau, LSU-Alexandria, Central Baptist, ULM and Jackson State
- Arkansas also defeated ULM
- Beatrice Altura leads the team averaging 19.0 ppg

SERIES NOTES

- All Time: Arkansas leads 12-3
- Fayetteville: 8-0
- Natchitoches: 0-3
- Neutral: 4-0
- Arkansas has won 9 in a row over the Lady Demons including a 78-30 win in Fayetteville in 2014.

LAST MEETING



Official Basketball Box Score - Game Totals - Final Statistics
NWLAW vs AR
 11/23/14 2:00 p.m. at Fayetteville, Ark. (Bud Walton Arena)



NWLAW 30 • 2-1

#	Player	FG-FGA	3-Ptr	FT-FTA	Rebounds		PF	TP	A	TO	Bk	Stl	Min	
					Off	Def								
15	Owens, Presley	1-6	0-1	0-2	1	2	4	2	0	1	0	1	23	
03	Lee, Kelsha	0-6	0-1	0-0	1	0	1	0	0	1	0	1	19	
04	Moore, TaSheena	3-9	0-1	3-4	2	5	7	2	9	0	1	0	23	
12	Rogers, Chelsea	0-5	0-3	0-0	1	4	5	0	0	0	0	0	18	
13	Perez, Janelle	0-5	0-2	0-0	0	0	0	1	0	2	2	0	27	
01	Staha, Amy	2-10	1-6	0-0	1	3	4	1	5	1	1	0	26	
05	Thomas, Sami	0-4	0-0	4-4	0	3	3	0	4	1	0	0	14	
11	Cross, Meghan	0-3	0-1	0-0	0	1	1	0	0	0	0	0	6	
14	Perez, Jackie	0-2	0-1	0-0	1	0	1	0	0	0	0	0	4	
20	Ausmer, Arianne	0-1	0-0	0-0	1	1	2	1	0	0	0	0	5	
24	Sonko, Ndey	1-5	0-0	2-2	1	2	1	4	0	0	1	0	9	
30	Attura, Beatrice	2-6	0-2	0-0	0	2	2	0	4	0	1	0	17	
44	Youngblood, Tia	1-1	0-0	0-2	1	0	1	4	2	0	1	0	9	
	Team				4	3	7							
	Totals	10-63	1-18	9-14	14	24	38	15	30	4	8	1	7	200

FG % 1st Half: 7-29 24.1% 2nd half: 3-34 8.8% Game: 10-63 15.9%
 3FG % 1st Half: 1-10 10.0% 2nd half: 0-8 0.0% Game: 1-18 5.6%
 FT % 1st Half: 2-2 100.0 2nd half: 7-12 58.3% Game: 9-14 64.3%

AR 78 • 4-0

#	Player	FG-FGA	3-Ptr	FT-FTA	Rebounds		PF	TP	A	TO	Bk	Stl	Min	
					Off	Def								
00	JACKSON, Jessica	6-15	3-7	3-3	5	2	7	1	18	1	3	1	25	
42	BOWEN, Jhasmin	2-5	0-0	3-3	4	6	10	2	7	1	0	0	26	
11	BERNA, Calli	1-2	1-2	0-1	0	5	5	2	3	7	1	0	27	
15	BROOKS, Kelsey	6-9	4-5	3-4	0	12	12	1	19	7	1	0	30	
33	WOLFF, Melissa	3-5	0-0	1-3	1	1	2	2	7	1	1	3	18	
14	BOSTAD, McKinley	2-7	2-7	0-0	0	1	1	2	6	1	1	0	23	
21	POWELL, Katie	4-11	2-8	1-1	1	3	4	1	11	1	0	1	14	
25	BAILEY, Joey	0-4	0-0	0-0	2	3	5	0	0	0	0	0	21	
32	WEST, Khadijah	3-6	0-0	1-1	0	4	4	2	7	0	1	1	16	
	Team				0	4	4							
	Totals	27-64	12-29	12-16	13	41	54	13	78	19	8	6	7	200

FG % 1st Half: 13-35 37.1% 2nd half: 14-29 48.3% Game: 27-64 42.2%
 3FG % 1st Half: 5-17 29.4% 2nd half: 7-12 58.3% Game: 12-29 41.4%
 FT % 1st Half: 7-9 77.8% 2nd half: 5-7 71.4% Game: 12-16 75.0%

Officials: Laura Morris, Charlie Hust, Eric Baker
 Technical fouls: NWLAW-None, AR-None.

Attendance: 1647
 Estimated Actual Attendance: 1006

Score by periods	1st	2nd	Total
NWLAW	17	13	30
AR	38	40	78

	ARK	NSU
Scoring	726	561
PPG	72.6	70.1
Margin	+16.0	+4.6
Field Goals	264	195
Attempted	602	478
Pct	.439	.408
3-Point FG	59	44
Attempted	156	151
3PTPG	5.9	5.5
Pct.	.378	.291
Free Throws	139	127
Attempted	204	162
FTPG	13.9	15.9
Pct.	.681	.784
Rebounds	420	314
RPG	42.0	39.2
Margin	+10.9	+1.4
Assists	146	119
APG	14.6	14.9
Turnovers	133	166
TPG	13.3	20.8
TO Margin	+1.8	-0.2
Steals	77	79
SPG	7.7	9.9
Blocks	35	15
BPG	3.5	1.9

ARKANSAS RECORD WHEN ...

.....'16-'17	Dykes
Scoring First.....	5-1.....NA
Leading at Halftime.....	7-1.....31-9
Tied at Halftime.....	1-0.....3-0
Trailing at Halftime	1-0.....5-24
Shoots 45% or better.....	5-0.....13-0
Shoots less than 45%	4-1.....26-33
Opponent shoots less than 45%	8-1.....36-21
Opponents shoots 45% or better	1-0.....3-11
Outrebounds opponent.....	8-1.....31-8
Ties opponent rebounds.....	0-0.....2-3
Outrebounded by opponent	1-0.....5-22
Fewer Turnovers.....	5-1.....21-17
Same number of turnovers.....	0-0.....4-4
More TOs than opponent	4-0.....14-12
Overall.....	9-1.....39-33
Home	6-0.....25-10
Road.....	1-1.....8-18
Neutral.....	2-0.....6-5
Nonconference	9-1.....27-14
Nonconference home	6-0.....15-4
Nonconference away	1-1.....5-5
Nonconference neutral.....	2-0.....6-5
In November	7-0.....15-4
In December	2-1.....9-7
In January.....	x.....6-11
In February.....	x.....7-7
In March.....	x.....2-4
On Monday	1-0.....5-1
On Tuesday	x.....x
On Wednesday.....	2-0.....4-2
On Thursday	1-0.....9-10
On Friday	2-0.....6-3
On Saturday.....	2-0.....3-1
On Sunday.....	1-1.....12-16
White Uniforms.....	8-0
Cardinal Uniforms.....	1-1
Shots at the Buzzer (Quarter, Half or Game)	
Jessica Jackson	
South Dakota 4Q (:09); Texas Tech 1Q (3pt :01)	
Jailyn Mason	
Memphis 1Q (3pt :00); Texas Tech 2Q (:06)	
Aaliyah Wilson	
Texas Tech 3Q (3pt :02)	
Malica Monk	
Memphis 3Q (layup :01); Butler 1Q (:04)	
Devin Cospers	
Butler 3Q (3 pt :02)	

2016-17 Margin of Victory/Defeat

	1	2	3	4	5	6	7	8	9	10	11-15	16-19	20+	Record
Wins	-	-	2	-	-	1	1	-	-	-	-	2	3	9
Losses	-	1	-	-	-	-	-	-	-	-	-	-	0	1

Most First Period Points

2016-17	25	SHSU (11-11-16)
All-Time	27	SELA (11-13-15)
Opponent	25	SDSU (11-18-15)

Most Third Period Points

2016-17	34	ULM (11-13-16)
All-Time	34	ULM (11-13-16)
Opponent	29	at #2 S. Carolina (1-3-16)

Fewest First Period Points

2016-17	20	Stetson (11-21-16)
All-Time	3	#5/6 Texas (12-20-15)
Opponent	6	SHSU (11-11-16)

Fewest Third Period Points

2016-17	8	at Tulsa (11-30-16)
All-Time	7	at #2 SC (1-3-16)
Opponent	4	LSU (1-21-16)

Most Second Period Points

2016-17	25	Stetson (11-21-16)
All-Time	25	Stetson (11-21-16)
Opponent	35	at #2 S. Carolina (1-3-16)

Most Fourth Period Points

2016-17	23*	at Tulsa (11-30-16)
All-Time	32	Tulsa (11-23-15)
Opponent	27	Georgia (2-25-16)

Fewest Second Period Points

2016-17	5	at Tulsa (11-30-16)
All-Time	5	at Tulsa (11-30-16)
Opponent	5	#5/6 Texas (12-20-15)

Fewest Fourth Period Points

2016-17	12	Butler (12-7-16)
All-Time	5	#7 Ore. St. (11-28-15)
Opponent	10	#24 Missouri (1-17-16)*

Most First Half Points

2016-17	46	Memphis (11-25-16)
All-Time	65	Tenn State (11-27-88)
Opponent	63	Texas (1-9-89)

Largest Margin of Victory

2016-17	46	ULM (11-13-16)
All-Time	79	(108-29) B Wesleyan (2-18-77)
Opponent	54	(28-82) La Tech (11-30-78)

Fewest First Half Points

2016-17	26	at Tulsa (11-30-16)
All-Time	11	at Missouri (3-15)*
Opponent	8	Montana State (1-5-03)

*Most Recent

Jump Balls Won

Arkansas	6	Jackson	3	Jackson	2
Opponent	4	Monk	1		

Scored First Points

Jackson	4	Swenson	1	Cooley	1
Zimmerman	3	Cosper	1		

Mason

Mason	2	1Q Double Figures		5+ Assists	
Alecia Cooley	1	Jackson	3	Mason	3
				Monk	3

First Off The Bench

Wilson	3	Jackson	5	Rebounding Leader	
Freeman	2	Cooley	4	Double-Doubles	

Swenson

Swenson	2	Swenson	1	Charges Drawn	
Cosper	2	Zimmerman	1	Monk	2

Stout

Stout	1			Swenson	2
Williams	1			Jackson	1

Williams

Williams	1	10+ Points		Wilson	1
		Jackson	10	Zimmerman	1

Points Leader

Jackson	8	Monk	6	Cooley	1
Cooley	1	Cooley	4	Cooley	1

Cosper

Cosper	1	Freeman	3	Forced 10-Second	
Swenson	1	Cosper	2	Violations	1

Monk

Monk	1	Mason	2	Forced Opponent	
		Wilson	1	Shot Clock Violations	12

3-Point Leader

Jackson	5	Zimmerman	1		
Swenson	3				

Zimmerman

Zimmerman	2	15+ Points		Jackson	5
Mason	1	Jackson	5	Monk	1

Wilson

Wilson	1	Monk	1	Swenson	1
Cosper	1	Swenson	1	Cosper	1



@RazorbackWBB STATISTICS
 ARKANSAS Combined Team Statistics (as of Dec 14, 2016)
All games

RECORD:	OVERALL	HOME	AWAY	NEUTRAL
ALL GAMES	9-1	6-0	1-1	2-0
CONFERENCE	0-0	0-0	0-0	0-0
NON-CONFERENCE	9-1	6-0	1-1	2-0

#	Player	gp-gs	min	avg	Total		3-Point		F-Throw		Rebounds				pf	dq	a	to	blk	stl	pts	avg	
					fg-fga	fg%	3fg-fga	3fg%	ft-fa	ft%	off	def	tot	avg									
00	JACKSON, Jessica	10-10	290	29.0	53-136	.390	16-46	.348	39-58	.672	28	41	69	6.9	21	0	15	22	6	6	161	16.1	
03	MONK, Malica	10-10	307	30.7	42-83	.506	2-6	.333	24-31	.774	9	18	27	2.7	22	1	37	16	1	20	110	11.0	
04	SWENSON, Keiryn	10-0	212	21.2	32-55	.582	12-21	.571	8-11	.727	15	24	39	3.9	11	0	4	7	8	5	84	8.4	
12	FREEMAN, Briunna	5-0	72	14.4	16-23	.696	0-0	.000	9-14	.643	7	6	13	2.6	8	0	1	6	1	8	41	8.2	
35	COOLEY, Alecia	10-10	234	23.4	27-59	.458	0-0	.000	22-30	.733	22	41	63	6.3	14	0	14	21	13	4	76	7.6	
14	MASON, Jailyln	10-10	281	28.1	28-70	.400	6-11	.545	3-5	.600	10	35	45	4.5	20	0	28	13	0	6	65	6.5	
21	COSPER, Devin	9-0	136	15.1	18-52	.346	4-19	.211	10-15	.667	1	19	20	2.2	7	0	16	6	1	11	50	5.6	
22	ZIMMERMAN, Bailey	10-10	234	23.4	18-49	.367	10-30	.333	9-15	.600	13	32	45	4.5	15	0	17	11	1	9	55	5.5	
02	WILSON, Aaliyah	6-0	92	15.3	11-37	.297	6-17	.353	3-4	.750	7	16	23	3.8	9	0	10	14	2	4	31	5.2	
24	DANBERRY, Jordan	6-0	72	12.0	8-19	.421	2-3	.667	10-13	.769	10	13	23	3.8	10	0	4	12	0	2	28	4.7	
10	WILLIAMS, Kiara	7-0	57	8.1	10-16	.625	0-0	.000	2-8	.250	7	14	21	3.0	9	0	0	2	1	2	22	3.1	
20	STOUT, Sydney	3-0	13	4.3	1-3	.333	1-3	.333	0-0	.000	0	1	1	0.3	3	0	0	0	1	0	3	1.0	
Team											19	12	31									3	
Total.....		10	2000		264-602	.439	59-156	.378	139-204	.681	148	272	420	42.0	149	1	146	133	35	77	726	72.6	
Opponents.....		10	2000		213-583	.365	49-172	.285	91-132	.689	100	211	311	31.1	177	3	104	151	37	67	566	56.6	

TEAM STATISTICS	AR	OPP	Date	Opponent	Score	Att.
SCORING	726	566	11/11/16	SAM HOUSTON STATE	w 71-39	4330
Points per game	72.6	56.6	11/13/16	LA-MONROE	w 92-46	3156
Scoring margin	+16.0	-	11/17/16	SOUTH DAKOTA	w 70-67	1054
FIELD GOALS-ATT	264-602	213-583	11/21/16	STETSON	w 79-62	1179
Field goal pct	.439	.365	! 11/25/16	vs Memphis	w 91-61	1662
3 POINT FG-ATT	59-156	49-172	! 11/26/16	vs NAVY	w 70-67	838
3-point FG pct	.378	.285	11/30/16	at Tulsa	w 57-50	514
3-pt FG made per game	5.9	4.9	^ 12/03/16	TEXAS TECH	w 66-60	1370
FREE THROWS-ATT	139-204	91-132	12/07/16	BUTLER	w 68-50	1017
Free throw pct	.681	.689	12-11-16	at Missouri State	L 62-64	3094
F-Throws made per game	13.9	9.1				
REBOUNDS	420	311				
Rebounds per game	42.0	31.1				
Rebounding margin	+10.9	-				
ASSISTS	146	104				
Assists per game	14.6	10.4				
TURNOVERS	133	151				
Turnovers per game	13.3	15.1				
Turnover margin	+1.8	-				
Assist/turnover ratio	1.1	0.7				
STEALS	77	67				
Steals per game	7.7	6.7				
BLOCKS	35	37				
Blocks per game	3.5	3.7				
ATTENDANCE	12106	6108				
Home games-Avg/Game	6-2018	2-1804				
Neutral site-Avg/Game	-	2-1250				

! = Nugget Classic (Reno, Nev.)
 ^ = SEC/Big 12 Challenge (Fayetteville, Ark.)
 * = Conference game

Score by Periods	1st	2nd	3rd	4th	Totals
ARKANSAS	207	160	179	180	726
Opponents	123	126	151	166	566



@RazorbackWBB STATISTICS
 ARKANSAS Combined Team Statistics (as of Mar 04, 2016)
Conference games



RECORD:	OVERALL	HOME	AWAY	NEUTRAL
ALL GAMES	7-9	6-2	1-7	0-0
CONFERENCE	7-9	6-2	1-7	0-0
NON-CONFERENCE	0-0	0-0	0-0	0-0

#	Player	gp-gs	min	avg	Total		3-Point		F-Throw		Rebounds			pf	dq	a	to	blk	stl	pts	avg		
					fg-fga	fg%	3fg-fga	3fg%	ft-fa	ft%	off	def	tot									avg	
00	JACKSON, Jessica	16-16	522	32.6	88-214	.411	24-78	.308	56-76	.737	20	65	85	5.3	52	3	15	40	15	12	256	16.0	
21	COSPER, Devin	16-15	446	27.9	55-166	.331	15-54	.278	22-36	.611	4	45	49	3.1	27	0	24	44	0	20	147	9.2	
24	DANBERRY, Jordan	16-4	308	19.3	42-116	.362	1-12	.083	27-45	.600	14	28	42	2.6	38	1	43	40	1	14	112	7.0	
15	BROOKS, Kelsey	15-10	377	25.1	29-81	.358	17-47	.362	26-36	.722	7	27	34	2.3	29	0	32	27	1	14	101	6.7	
33	WOLFF, Melissa	16-16	507	31.7	37-101	.366	0-2	.000	21-32	.656	41	72	113	7.1	42	0	20	35	7	15	95	5.9	
35	COOLEY, Alecia	16-16	391	24.4	32-78	.410	0-0	.000	29-37	.784	29	46	75	4.7	30	1	9	17	5	7	93	5.8	
03	MONK, Malica	13-2	217	16.7	24-67	.358	1-5	.200	1-2	.500	2	11	13	1.0	32	1	18	26	1	8	50	3.8	
04	SWENSON, Keiryn	15-0	187	12.5	14-46	.304	2-12	.167	3-6	.500	20	13	33	2.2	8	0	3	6	2	0	33	2.2	
32	WEST, Khadijah	15-0	148	9.9	10-27	.370	0-0	.000	1-5	.200	13	21	34	2.3	29	1	3	11	5	8	21	1.4	
12	FREEMAN, Briunna	16-1	120	7.5	7-24	.292	0-0	.000	0-2	.000	11	8	19	1.2	22	0	4	15	1	5	14	0.9	
25	SMITH, Tatiyana	2-0	4	2.0	0-0	.000	0-0	.000	0-0	.000	0	0	0	0.0	0	0	0	0	0	0	0	0.0	
22	ZIMMERMAN, Bailey	6-0	23	3.8	0-5	.000	0-3	.000	0-2	.000	2	1	3	0.5	1	0	0	3	0	1	0	0.0	
Team											31	40	71	5									
Total.....		16	3250		338-925	.365	60-213	.282	186-279	.667	194	377	571	35.7	310	7	171	269	38	104	922	57.6	
Opponents.....		16	3251		385-952	.404	84-275	.305	199-275	.724	208	420	628	39.2	283	9	233	263	68	135	1053	65.8	

TEAM STATISTICS	AR	OPP	Date	Opponent	Score	Att.	
SCORING	922	1053	* 01/03/16	at #2/2 South Carolina	L	32-85	13407
Points per game	57.6	65.8	* 01/07/16	#13/10 TEXAS A&M	w	67-61	1494
Scoring margin	-8.2	-	* 01/10/16	at #5/6 Mississippi State	L	55-80	5712
FIELD GOALS-ATT	338-925	385-952	* 01/14/16	#13/15 TENNESSEE	w	64-59	1644
Field goal pct	.365	.404	* 01/17/16	#24 MISSOURI	w	64-52	4160
3 POINT FG-ATT	60-213	84-275	* 01/21/16	at LSU	w	48-44	2084
3-point FG pct	.282	.305	* 01/24/16	at Auburn	Lot	60-71	2807
3-pt FG made per game	3.8	5.3	* 01/28/16	FLORIDA	Lot	66-71	1576
FREE THROWS-ATT	186-279	199-275	* 01/31/16	NO. 13 MISS STATE	L	55-65	5273
Free throw pct	.667	.724	* 02/04/16	at No. 23 Tennessee	L	57-75	9414
F-Throws made per game	11.6	12.4	* 02/08/16	VANDERBILT	w	57-56	1946
REBOUNDS	571	628	* 02/14/16	at Missouri	L	48-69	4766
Rebounds per game	35.7	39.2	* 02/18/16	ALABAMA	w	69-67	1591
Rebounding margin	-3.6	-	* 02/21/16	at #16/16 KENTUCKY	L	63-77	7589
ASSISTS	171	233	* 02/25/16	at Georgia	L	57-72	3131
Assists per game	10.7	14.6	* 02/28/16	OLE MISS	w	60-49	3132
TURNOVERS	269	263					
Turnovers per game	16.8	16.4					
Turnover margin	-0.4	-					
Assist/turnover ratio	0.6	0.9					
STEALS	104	135					
Steals per game	6.5	8.4					
BLOCKS	38	68					
Blocks per game	2.4	4.3					
ATTENDANCE	20816	48910					
Home games-Avg/Game	8-2602	8-6114					
Neutral site-Avg/Game	-	0-0					

! = San Juan Shootout (San Juan, Puerto Rico)
 \$ = Big 12/SEC Challenge
 * = Conference game

Score by Periods	1st	2nd	3rd	4th	OT	Totals
ARKANSAS	206	200	252	253	11	922
Opponents	247	243	246	290	27	1053



JIMMY DYKES

HEAD COACH

The most successful basketball programs all have a few key elements in common.

PASSION

They are passionate about the game. The coaches are passionate about their team, the players are passionate about the opportunity to represent their university and the fans are passionate about supporting the program.

EXCITEMENT

All successful programs are filled with excitement. They are exciting to watch and to be a part of.

COMMITMENT

It takes a lot of people to make a program successful and they all have to be committed to the effort. It starts with the coaches and staff and extends to the players but the best programs in the country take it further. Everyone who impacts the program, from professors, athletic trainers, academic coordinators, administrators and fans, all have to be willing to work toward the same goal of excellence in all areas.

PERFORMANCE

Finally, successful teams have to perform at a high level every day. Whether in the classroom, in the community or on the court, doing things the right way is vital to the program's success.

The University of Arkansas made a move March 30, 2014, when they welcomed Jimmy Dykes as the eighth head coach of the Razorback women's basketball team.

QUICK HITS

- Jimmy Dykes is the eighth head coach in Razorback Women's Basketball History
- Three-year University of Arkansas basketball letterman
- Jimmy Dykes attended high school at Estes Park (Colo.) and Fayetteville HS
- Jimmy Dykes earned his bachelor's degree in speech education at Arkansas in 1985
- Graduated with honors from the University of Arkansas with a 3.54 GPA
- Served under legendary coach Eddie Sutton as an assistant at Arkansas, Kentucky and Oklahoma State

THE 411 CHRONOLOGY

Head Coach	Years	Record
University of Arkansas	2014-15	18-14, 6-10, NCAA 2nd Round
	2015-16	12-18, 7-9
	2016-17	9-1
TOTAL	2+ seasons	39-33, 13-19 SEC

Assistant Coach	Years	Worked With
University of Arkansas	1984-1985	Eddie Sutton
Sacramento State	1985-86	Bill Brown
Appalachian State University	1986-87	Tom Apke
University of Kentucky	1987-89	Eddie Sutton
University of Arkansas-Little Rock	1989-90	Mike Newell
Oklahoma State University	1990-91	Eddie Sutton

NATIONAL BASKETBALL ASSOCIATION

1991-1993 | College Scout | Seattle Supersonics

HIGH SCHOOL

1994-1998; 2003-2004 | Athletic Director | Shiloh Christian

ESPN/ABC SPORTS | 1995-2014

- Game and studio college men's and women's basketball analyst
- Game analyst for NCAA Women's Basketball Tournament
- Coverage of the WNBA playoffs
- College football sideline reporter

PERSONAL

- Born: May 3, 1961
- Bachelor's Degree: Arkansas, 1985 in Speech Education
- Family: Wife: Tiffany (Beasley); married in 2002, daughter Kennedy
- Tiffany - an Arkansas graduate, 2003
- Hometown: Tulsa, Oklahoma
- High school at Estes Park HS (Colo.), Fayetteville HS
- Multi-sport athlete

BY THE NUMBERS

- 39** Career Wins
- 20** SEC Career Wins
- 13** 2015-16 recruiting class rank
- 5** Newcomers for 2016-17
- 1** NCAA Tourney appearance
- 1** NCAA Tournament wins

DYKES VS. CONFERENCES

- Total: 39-33
- SEC: 14-22 (includes SEC Tournament)
- American: 3-0
- Atlantic Sun: 1-0
- Atlantic-10: 1-0
- Big East: 1-1
- Big 10: 2-2
- Big 12: 12-2
- Conference USA: 1-0
- Mid-Eastern Athletic: 1-0
- MVC: 1-2
- Pac-12: 0-1
- Patriot League: 1-0
- Southland: 6-0/1-0
- SWAC: 2-0
- Summit League: 2-2
- Sun Belt: 1-1



00

16-17 HIGHS

Points	22 vs. Tulsa, 11-30-16
FGM	9 vs. Tulsa, 11-30-16
FGA	17 vs. Tulsa, 11-30-16
3PM	3 vs. ULM, 11-13-16*
3PA	7 vs. South Dakota, 11-17-16
FTM	8 vs. Butler, 12-7-16
FTA	11 vs. South Dakota, 11-17-16
OREB	5 vs. Butler, 12-7-16
DREB	7 at Missouri State, 12-11-16
REB	9 at Missouri State, 12-11-16*
AST	4 vs. SHSU, 11-11-16
BLK	1 vs. Butler, 12-7-16*
STL	3 vs. Butler, 12-7-16
MIN	35 vs. Stetson, 11-21-16

CAREER HIGHS

Points	31, vs. Ole Miss, 1-19-14*
FGM	11, vs. Ole Miss, 1-19-14*
FGA	25, #13/15 Ky, 2-26-15
3PM	5, #13/15 Ky, 2-26-15*
3PA	11, #13/15 Ky, 2-26-15
FTM	9, at Missouri, 1-5-14
FTA	10, Tulsa, 12-14-14*
OREB	5 vs. Butler, 12-7-16*
DREB	10, vs. Auburn, 2-2-14
	10, vs. Florida, 1-28-16 OT
REB	13, SHSU, 11-15-15
AST	4 vs. SHSU, 11-11-16*
	4, vs. Florida, 1-28-16 OT
BLK	5, Tulsa, 12-14-14*
STL	3 vs. Butler, 12-7-16*
MIN	39, at LSU, 1-21-16*

*Most Recent

MISCELLANEOUS

	2016-17	Career
10+ Pts	10	87
15+ Pts	5	63
20+ Pts	2	23
30+ Pts	-	1
10+ Rebs	-	13
15+ Rebs	-	-
2BL-2BL	-	13
5+ Ast	-	--
Led AR in Pts	8	48
Led AR in Reb	4	30
GP/GS	10/10	101/96

HONORS

- Preseason All-SEC First-Team, '16
- MVP Nugget Classic
- CollegeSportsMadness.com SEC Player of the Week (Dec. 5, 2016)
- All-SEC Second-Team, '14, '15
- All-SEC First-Team, '16
- All-SEC Freshman Team, 2014
- AP All-SEC Hon. Mention, 2014
- AP All-SEC Second-Team, 2015
- SEC First-Year Academic HR, 2014
- CSM.com POW, Jan. 18, 2016

NOTES

- Just fourth player in program history named to **First-Team All-SEC** in 2016
- Named to coaches **preseason All-SEC First-Team** in 2016-17
- Ten games in double figure scoring as a senior
- Scored in double figures in the first quarter against Stetson and Tulsa
- Nugget Classic MVP in Reno
- Season-best 22 points and nine rebounds against Tulsa
- CollegeSportsMadness.com SEC Player of the Week (Dec. 5)
- Ranked as No. 15 WNBA draft prospect by CollegeSportsMadness.com



JESSICA JACKSON

F | SR | 6-3 | JACKSONVILLE, ARK.

16-17 GAME BY GAME

Opponent	Date	gs	min	Total		3-Pointers		Free throws		Rebounds				pf	a	t/o	blk	stl	pts	avg	
				fg-fga	pct	3fg-fga	pct	ft-fa	pct	off	def	tot	avg								
SAM HOUSTON STATE	11/11/16	*	27	6-14	.429	3-4	.750	5-7	.714	3	5	8	8.0	3	4	0	1	0	20	20.0	
LA-MONROE	11/13/16	*	23	5-14	.357	3-5	.600	0-0	.000	2	4	6	7.0	2	0	2	0	2	13	16.5	
SOUTH DAKOTA	11/17/16	*	30	5-15	.333	2-7	.286	2-11	.182	3	4	7	7.0	0	2	4	0	1	14	15.7	
STETSON	11/21/16	*	35	7-16	.438	2-5	.400	3-4	.750	3	4	7	7.0	3	2	0	1	0	19	16.5	
vs Memphis	11/25/16	*	23	5-9	.556	0-2	.000	2-2	1.000	3	3	6	6.8	2	1	2	1	0	12	15.6	
vs NAVY	11/26/16	*	28	6-15	.400	1-4	.250	4-6	.667	2	0	2	6.0	2	2	4	0	0	17	15.8	
at Tulsa	11/30/16	*	36	9-17	.529	2-6	.333	2-2	1.000	3	6	9	6.4	2	0	2	1	0	22	16.7	
TEXAS TECH	12/03/16	*	31	3-16	.188	1-5	.200	7-10	.700	2	4	6	6.4	1	3	1	1	0	14	16.4	
BUTLER	12/07/16	*	30	5-11	.455	1-3	.333	8-10	.800	5	4	9	6.7	2	1	5	1	3	19	16.7	
at Missouri State	12-11-16	*	27	2-9	.222	1-5	.200	6-6	1.000	2	7	9	6.9	4	0	2	0	0	11	16.1	
Totals			10	290	53-136	.390	16-46	.348	39-58	.672	28	41	69	6.9	21	15	22	6	6	161	16.1

Games played: 10
 Minutes/game: 29.0
 Points/game: 16.1
 FG Pct: 39.0
 3FG Pct: 34.8
 FT Pct: 67.2

Rebounds/game: 6.9
 Assists/game: 1.5
 Turnovers/game: 2.2
 Assist/turnover ratio: 0.7
 Steals/game: 0.6
 Blocks/game: 0.6

JACKSON'S CAREER STATISTICS

Season	gp-gs	min/avg	Total		3-Point		F-Throws		Rebounds				Scoring							
			fg-fga	pct	fg-fga	pct	ft-fa	pct	off	def	tot	avg	pf	fo	ast	to	blk	stl	pts	avg
2013-14	30-30	903/30.1	163-385	.423	48-125	.384	111-138	.804	45	136	181	6.0	70	0	40	51	45	24	485	16.2
2014-15	32-29	1032/32.2	161-431	.374	56-163	.344	99-126	.786	61	139	200	6.3	86	2	30	96	33	27	477	14.9
2015-16	29-27	920/31.7	170-418	.407	48-150	.320	89-121	.736	51	132	183	6.3	76	3	30	70	33	15	477	16.4
2016-17	10-10	290/29.0	53-136	.390	16-46	.348	39-58	.672	28	41	69	6.9	21	0	15	22	6	6	161	16.1
TOTAL	101-96	3145/31.1	547-1370	.399	168-484	.347	338-443	.763	185	448	633	6.3	253	5	115	239	117	72	1600	15.8

2

NOTES

- Second-ever McDonald's All-American to join team out of HS
- Missed start of season with illness
- Missed Missouri State with death in family
- First career game with double figure scoring with 10 points against Memphis
- Career-best 11 points in 18 minutes versus Texas Tech in SEC/Big 12 Challenge



AALIYAH WILSON

F | FR | 5-10 | MUSKOGEE, OKLA.

16-17 HIGHS

Points	11 vs. Texas Tech, 12-3-16
FGM	4 vs. Texas Tech, 12-3-16*
FGA	12 vs. Texas Tech, 12-3-16
3PM	2 vs. Texas Tech, 12-3-16*
3PA	4 vs. Tulsa, 11-30-16*
FTM	2 vs. Navy, 11-26-16
FTA	2 vs. Texas Tech, 12-3-16*
OREB	2 vs. Texas Tech, 12-3-16*
DREB	5 vs. Tulsa, 11-30-16
REB	6 vs. Texas Tech, 12-3-16*
AST	4 vs. Navy, 11-26-16*
BLK	1 vs. Texas Tech, 12-3-16*
STL	2 vs. Texas Tech, 12-3-16*
MIN	23 vs. Navy, 11-26-15

*Most Recent

CAREER HIGHS

Points	11 vs. Texas Tech, 12-3-16
FGM	4 vs. Texas Tech, 12-3-16*
FGA	12 vs. Texas Tech, 12-3-16
3PM	2 vs. Texas Tech, 12-3-16*
3PA	4 vs. Tulsa, 11-30-16*
FTM	2 vs. Navy, 11-26-16
FTA	2 vs. Texas Tech, 12-3-16*
OREB	2 vs. Texas Tech, 12-3-16*
DREB	5 vs. Tulsa, 11-30-16
REB	6 vs. Texas Tech, 12-3-16*
AST	4 vs. Navy, 11-26-16*
BLK	1 vs. Texas Tech, 12-3-16*
STL	2 vs. Texas Tech, 12-3-16*
MIN	23 vs. Navy, 11-26-15

*Most Recent

MISCELLANEOUS

	2016-17	Career
10+ Pts	2	2
15+ Pts	-	-
20+ Pts	-	-
10+ Rebs	-	-
15+ Rebs	-	-
Double-Double	-	-
5+ Ast	-	-
Led AR in Pts	-	-
Led AR in Reb	-	-
GP/GS	6/-	6/-

HONORS

- TBA

16-17 GAME BY GAME

Opponent	Date	gs	min	Total		3-Pointers		Free throws		Rebounds				pf	a	t/o	blk	stl	pts	avg
				fg-fga	pct	3fg-fga	pct	ft-fa	pct	off	def	tot	avg							
SAM HOUSTON STATE	11/11/16		dnp	-	-	-	-	-	-	-	-	-	-	-	-	-	-	-	-	-
LA-MONROE	11/13/16		dnp	-	-	-	-	-	-	-	-	-	-	-	-	-	-	-	-	-
SOUTH DAKOTA	11/17/16		dnp	-	-	-	-	-	-	-	-	-	-	-	-	-	-	-	-	-
STETSON	11/21/16	7	1-4	.250	1-1	1.000	0-0	.000	1	2	3	3.0	0	2	0	0	0	3	3.0	
vs Memphis	11/25/16	20	4-9	.444	2-4	.500	0-0	.000	1	2	3	3.0	3	4	3	0	0	10	6.5	
vs NAVY	11/26/16	23	1-4	.250	1-3	.333	2-2	1.000	2	2	4	3.3	0	4	4	1	2	5	6.0	
at Tulsa	11/30/16	18	1-6	.167	0-4	.000	0-0	.000	1	5	6	4.0	3	0	2	0	0	2	5.0	
TEXAS TECH	12/03/16	18	4-12	.333	2-3	.667	1-2	.500	2	4	6	4.4	1	0	2	1	2	11	6.2	
BUTLER	12/07/16	6	0-2	.000	0-2	.000	0-0	.000	0	1	1	3.8	2	0	3	0	0	0	5.2	
at Missouri State	12-11-16		dnp	-	-	-	-	-	-	-	-	-	-	-	-	-	-	-	-	
Totals		0	92	11-37	.297	6-17	.353	3-4	.750	7	16	23	3.8	9	10	14	2	4	31	5.2

Games played: 6
 Minutes/game: 15.3
 Points/game: 5.2
 FG Pct: 29.7
 3FG Pct: 35.3
 FT Pct: 75.0

Rebounds/game: 3.8
 Assists/game: 1.7
 Turnovers/game: 2.3
 Assist/turnover ratio: 0.7
 Steals/game: 0.7
 Blocks/game: 0.3

WILSON'S CAREER STATISTICS

Season	gp-gs	min/avg	Total		3-Point		F-Throws		Rebounds				Scoring							
			fg-fga	pct	fg-fga	pct	ft-fa	pct	off	def	tot	avg	pf	fo	ast	to	blk	stl	pts	avg
2016-17	6-0	92/15.3	11-37	.297	6-17	.353	3-4	.750	7	16	23	3.8	9	0	10	14	2	4	31	5.2
TOTAL	6-0	92/15.3	11-37	.297	6-17	.353	3-4	.750	7	16	23	3.8	9	0	10	14	2	4	31	5.2

3

16-17 HIGHS

Points	18 vs. Stetson, 11-21-16
FGM	6 at Missouri State, 12-11-16*
FGA	16 at Missouri State, 12-11-16
3PM	1 at Missouri State, 12-11-16
3PA	2 at Missouri State, 12-11-16
FTM	6 vs. Stetson, 11-21-16
FTA	6 vs. Stetson, 11-21-16*
OREB	3 vs. ULM, 11-13-16
DREB	4 vs. Tulsa, 11-30-16
REB	5 vs. ULM, 11-13-16
AST	7 vs. Memphis, 11-25-16
BLK	1 vs. ULM, 11-13-16
STL	4 vs. Memphis, 11-25-16
MIN	37 at Missouri State, 12-11-16

CAREER HIGHS

Points	18 vs. Stetson, 11-21-16
FGM	6 at Missouri State, 12-11-16*
FGA	16 at Missouri State, 12-11-16
3PM	1 at Missouri State, 12-11-16
3PA	2 at Missouri State, 12-11-16
FTM	6 vs. Stetson, 11-21-16
FTA	6 vs. Stetson, 11-21-16*
OREB	3 vs. ULM, 11-13-16
DREB	4 vs. Tulsa, 11-30-16
REB	5 vs. ULM, 11-13-16
AST	7 vs. Memphis, 11-25-16
BLK	1 vs. ULM, 11-13-16
STL	4 vs. Memphis, 11-25-16
MIN	37 at Missouri State, 12-11-16

*Most Recent

MISCELLANEOUS

	2016-17	Career
10+ Pts	7	9
15+ Pts	1	2
20+ Pts	-	-
10+ Rebs	-	-
15+ Rebs	-	-
Double-Double	-	-
5+ Ast	3	5
Led AR in Pts	1	1
Led AR in Reb	-	-
GP/GS	10/10	37/15

HONORS

• TBA

NOTES

- Opened 2016-17 as a starter
- Eight games with 25+ minutes played
- Posted a career-best with 18 points against Stetson
- Seven games with double digit scoring
- Three games with five or more assists



MALICA MONK

G | SO | 5-5 | N. LITTLE ROCK, ARK.

16-17 GAME BY GAME

Opponent	Date	gs	min	Total		3-Pointers		Free throws		Rebounds				pf	a	t/o	blk	stl	pts	avg	
				fg-fga	pct	3fg-fga	pct	ft-fa	pct	off	def	tot	avg								
SAM HOUSTON STATE	11/11/16	*	27	5-7	.714	0-0	.000	2-2	1.000	0	2	2	2.0	2	3	1	0	2	12	12.0	
LA-MONROE	11/13/16	*	25	2-3	.667	0-0	.000	5-6	.833	3	2	5	3.5	1	2	1	1	3	9	10.5	
SOUTH DAKOTA	11/17/16	*	34	5-10	.500	0-0	.000	2-2	1.000	1	1	2	3.0	3	4	2	0	4	12	11.0	
STETSON	11/21/16	*	36	6-10	.600	0-1	.000	6-6	1.000	0	3	3	3.0	2	5	4	0	1	18	12.8	
vs Memphis	11/25/16	*	21	5-7	.714	0-1	.000	3-4	.750	2	1	3	3.0	1	7	2	0	4	13	12.8	
vs NAVY	11/26/16	*	22	2-2	1.000	0-0	.000	0-0	.000	0	0	0	2.5	5	1	2	0	0	4	11.3	
at Tulsa	11/30/16	*	34	2-6	.333	0-0	.000	2-2	1.000	0	4	4	2.7	3	4	2	0	1	6	10.6	
TEXAS TECH	12/03/16	*	36	5-14	.357	1-2	.500	0-1	.000	1	2	3	2.8	0	4	0	0	3	11	10.6	
BUTLER	12/07/16	*	35	4-8	.500	0-0	.000	3-4	.750	0	2	2	2.7	4	5	1	0	1	11	10.7	
at Missouri State	12-11-16	*	37	6-16	.375	1-2	.500	1-4	.250	2	1	3	2.7	1	2	1	0	1	14	11.0	
Totals			10	307	42-83	.506	2-6	.333	24-31	.774	9	18	27	2.7	22	37	16	1	20	110	11.0

Games played: 10
 Minutes/game: 30.7
 Points/game: 11.0
 FG Pct: 50.6
 3FG Pct: 33.3
 FT Pct: 77.4

Rebounds/game: 2.7
 Assists/game: 3.7
 Turnovers/game: 1.6
 Assist/turnover ratio: 2.3
 Steals/game: 2.0
 Blocks/game: 0.1


MONK'S CAREER STATISTICS

Season	gp-gs	min/avg	Total		3-Point		F-Throws		Rebounds				Scoring							
			fg-fga	pct	fg-fga	pct	ft-fa	pct	off	def	tot	avg	pf	fo	ast	to	blk	stl	pts	avg
2015-16	27-5	461/17.1	48-136	.353	2-10	.200	12-19	.632	6	23	29	1.1	60	2	47	44	5	23	110	4.1
2016-17	10-10	307/30.7	42-83	.506	2-6	.333	24-31	.774	9	18	27	2.7	22	1	37	16	1	20	110	11.0
TOTAL	37-15	768/20.8	90-219	.411	4-16	.250	36-50	.720	15	41	56	1.5	82	3	84	60	6	43	220	5.9

4

NOTES

- Career-best 16 points in win over Navy
- Seven games with 20+ minutes this year
- Tied career-best with six rebounds versus ULM and again versus South Dakota
- Four double figure scoring games



KEIRYN SWENSON
F | SO | 6-1 | WICHITA, KAN.

16-17 HIGHS

Points	16 vs. Navy, 11-26-16
FGM	7 vs. Navy, 11-26-16
FGA	12 vs. Navy, 11-26-16
3PM	3 vs. Butler, 12-7-16
3PA	3 vs. Butler, 12-7-16*
FTM	3 vs. Texas Tech, 12-3-16
FTA	4 vs. Texas Tech, 12-3-16
OREB	5 vs. South Dakota, 11-17-16
DREB	5 vs. Sam Houston St, 11-11-16
REB	6 vs. South Dakota, 11-17-16*
AST	1 vs. Texas Tech, 12-3-16*
BLK	2 vs. Butler, 12-7-16
STL	1 vs. Butler, 12-7-16*
MIN	34 vs. Navy, 11-26-16

CAREER HIGHS

Points	16 vs. Navy, 11-26-16
FGM	7 vs. Navy, 11-26-16
FGA	12 vs. Navy, 11-26-16
3PM	3 vs. Butler, 12-7-16
3PA	3 vs. Butler, 12-7-16*
FTM	3 vs. Texas Tech, 12-3-16*
FTA	4 vs. Texas Tech, 12-3-16*
OREB	5 vs. South Dakota, 11-17-16*
DREB	6, New Orleans, 12-30-15
REB	6 vs. ULM, 11-13-16
AST	2, SELA, 11-13-15
BLK	2 vs. Butler, 12-7-16
STL	2, New Orleans, 12-30-15*
MIN	34 vs. Navy, 11-26-16

*Most Recent

MISCELLANEOUS

	2016-17	Career
10+ Pts	3	3
15+ Pts	1	1
20+ Pts	-	-
10+ Rebs	-	-
15+ Rebs	-	-
Double-Double	-	-
5+ Ast	-	-
Led AR in Pts	1	1
Led AR in Reb	-	1
GP/GS	9/0	38/1

HONORS

- SEC First-Year Academic Honor Roll ('16)
- Arkansas Academic Champion (4.00 GPA)
(Fall 2015, Spring 2016)

16-17 GAME BY GAME

Opponent	Date	gs	min	Total		3-Pointers		Free throws		Rebounds					pts	avg				
				fg-fga	pct	3fg-fga	pct	ft-fga	pct	off	def	tot	avg	pf			a	t/o	blk	stl
SAM HOUSTON STATE	11/11/16	23	2-6	.333	1-3	.333	0-0	.000	0	5	5	5.0	3	1	2	0	1	5	5.0	
LA-MONROE	11/13/16	23	5-7	.714	2-3	.667	1-1	1.000	2	4	6	5.5	0	1	0	1	1	13	9.0	
SOUTH DAKOTA	11/17/16	18	1-3	.333	0-1	.000	1-2	.500	5	1	6	5.7	0	0	0	1	0	3	7.0	
STETSON	11/21/16	20	3-5	.600	2-2	1.000	1-2	.500	1	1	2	4.8	2	0	1	0	1	9	7.5	
vs Memphis	11/25/16	20	4-7	.571	1-2	.500	1-1	1.000	1	1	2	4.2	1	1	0	0	0	10	8.0	
vs NAVY	11/26/16	34	7-12	.583	2-3	.667	0-0	.000	1	2	3	4.0	1	0	0	1	1	16	9.3	
at Tulsa	11/30/16	12	0-2	.000	0-2	.000	0-0	.000	0	2	2	3.7	2	0	0	0	0	8.0		
TEXAS TECH	12/03/16	18	2-3	.667	1-1	1.000	3-4	.750	1	4	5	3.9	0	1	1	1	0	8	8.0	
BUTLER	12/07/16	23	6-7	.857	3-3	1.000	0-0	.000	0	3	3	3.8	0	0	1	2	1	15	8.8	
at Missouri State	12-11-16	21	2-3	.667	0-1	.000	1-1	1.000	4	1	5	3.9	2	0	2	2	0	5	8.4	
Totals		0	212	32-55	.582	12-21	.571	8-11	.727	15	24	39	3.9	11	4	7	8	5	84	8.4

Games played: 10
Minutes/game: 21.2
Points/game: 8.4
FG Pct: 58.2
3FG Pct: 57.1
FT Pct: 72.7

Rebounds/game: 3.9
Assists/game: 0.4
Turnovers/game: 0.7
Assist/turnover ratio: 0.6
Steals/game: 0.5
Blocks/game: 0.8

SWENSON'S CAREER STATISTICS

Season	gp-gs	min/avg	Total		3-Point		F-Throws		Rebounds					Scoring						
			fg-fga	pct	fg-fga	pct	ft-fga	pct	off	def	tot	avg	pf	fo	ast	to	blk	stl	pts	avg
2015-16	29-1	373/12.9	27-84	.321	5-21	.238	19-27	.704	34	34	68	2.3	26	0	7	15	4	10	78	2.7
2016-17	10-0	212/21.2	32-55	.582	12-21	.571	8-11	.727	15	24	39	3.9	11	0	4	7	8	5	84	8.4
TOTAL	39-1	585/15.0	59-139	.424	17-42	.405	27-38	.711	49	58	107	2.7	37	0	11	22	12	15	162	4.2

10

NOTES

- Played in seven games this year
- Career-best nine points in 14 minutes against ULM



KIARA WILLIAMS
F/C | FR | 6-1 | LITTLE ROCK, ARK.

16-17 HIGHS

Points	9 vs. ULM, 11-13-16
FGM	4 vs. ULM, 11-13-16
FGA	6 vs. ULM, 11-13-16
3PM	0
3PA	0
FTM	1 vs. Tulsa, 11-30-16*
FTA	4 vs. ULM, 11-13-16
OREB	2 vs. Memphis, 11-25-16*
DREB	4 vs. Memphis, 11-25-16
REB	6 vs. Memphis, 11-25-16
AST	0
BLK	1 at Missouri State, 12-11-16
STL	1 vs. SHSU, 11-11-16
MIN	14 vs. ULM, 11-13-16

CAREER HIGHS

Points	9 vs. ULM, 11-13-16
FGM	4 vs. ULM, 11-13-16
FGA	6 vs. ULM, 11-13-16
3PM	0
3PA	0
FTM	1 vs. Tulsa, 11-30-16*
FTA	4 vs. ULM, 11-13-16
OREB	2 vs. Memphis, 11-25-16*
DREB	4 vs. Memphis, 11-25-16
REB	6 vs. Memphis, 11-25-16
AST	0
BLK	1 at Missouri State, 12-11-16
STL	1 vs. SHSU, 11-11-16
MIN	14 vs. ULM, 11-13-16

*Most Recent

MISCELLANEOUS

	2016-17	Career
10+ Pts	-	-
15+ Pts	-	-
20+ Pts	-	-
10+ Rebs	-	-
15+ Rebs	-	-
Double-Double	-	-
5+ Ast	-	-
Led AR in Pts	-	-
Led AR in Reb	-	-
GP/GS	7/-	7/-

HONORS

• TBA

16-17 GAME BY GAME

Opponent	Date	gs	min	Total		3-Pointers		Free throws		Rebounds				pf	a	t/o	blk	stl	pts	avg
				fg-fga	pct	3fg-fga	pct	ft-fta	pct	off	def	tot	avg							
SAM HOUSTON STATE	11/11/16	5		0-1	.000	0-0	.000	0-0	.000	0	1	1	1.0	0	0	1	0	1	0	0.0
LA-MONROE	11/13/16	14		4-6	.667	0-0	.000	1-4	.250	2	3	5	3.0	4	0	0	0	0	9	4.5
SOUTH DAKOTA	11/17/16	dnp		-	-	-	-	-	-	-	-	-	-	-	-	-	-	-	-	-
STETSON	11/21/16	0		0-0	.000	0-0	.000	0-0	.000	0	0	0	2.0	0	0	0	0	0	0	3.0
vs Memphis	11/25/16	8		3-4	.750	0-0	.000	0-0	.000	2	4	6	3.0	2	0	0	0	0	6	3.8
vs NAVY	11/26/16	dnp		-	-	-	-	-	-	-	-	-	-	-	-	-	-	-	-	-
at Tulsa	11/30/16	8		1-2	.500	0-0	.000	1-2	.500	1	2	3	3.0	0	0	0	0	0	3	3.6
TEXAS TECH	12/03/16	dnp		-	-	-	-	-	-	-	-	-	-	-	-	-	-	-	-	-
BUTLER	12/07/16	10		1-1	1.000	0-0	.000	0-0	.000	1	2	3	3.0	2	0	1	0	1	2	3.3
at Missouri State	12-11-16	12		1-2	.500	0-0	.000	0-2	.000	1	2	3	3.0	1	0	0	1	0	2	3.1
Totals		0	57	10-16	.625	0-0	.000	2-8	.250	7	14	21	3.0	9	0	2	1	2	22	3.1

Games played: 7
Minutes/game: 8.1
Points/game: 3.1
FG Pct: 62.5
FT Pct: 25.0

Rebounds/game: 3.0
Turnovers/game: 0.3
Steals/game: 0.3
Blocks/game: 0.1

WILLIAMS' CAREER STATISTICS

Season	gp-gs	min/avg	Total		3-Point		F-Throws		Rebounds				Scoring							
			fg-fga	pct	fg-fga	pct	ft-fta	pct	off	def	tot	avg	pf	fo	ast	to	blk	stl	pts	avg
2016-17	7-0	57/8.1	10-16	.625	0-0	.000	2-8	.250	7	14	21	3.0	9	0	0	2	1	2	22	3.1
TOTAL	7-0	57/8.1	10-16	.625	0-0	.000	2-8	.250	7	14	21	3.0	9	0	0	2	1	2	22	3.1

12

NOTES

- Scored career-best 12 points in win over ULM
- Second consecutive game in double figures with 10 points against South Dakota
- Bettered career-best with 13 points in 14 minutes against Navy
- Missed Stetson and Navy games with illness
- Missed Texas Tech, Butler, Missouri State after minor surgery



BRIUNNA FREEMAN
G | SO | 5-9 | PELHAM, GA.

16-17 HIGHS

Points	13 vs. Navy, 11-26-16
FGM	5 vs. Navy, 11-26-16*
FGA	7 vs. ULM, 11-13-16
3PM	0
3PA	0
FTM	3 vs. Navy, 11-26-16
FTA	4 vs. Navy, 11-26-16
OREB	3 vs. ULM, 11-13-16
DREB	3 vs. Navy, 11-26-16
REB	4 vs. Navy, 11-26-16*
AST	1 vs. ULM, 11-13-16
BLK	1 vs. Navy, 11-26-16
STL	5 vs. South Dakota, 11-17-16
MIN	24 vs. ULM, 11-13-16

CAREER HIGHS

Points	13 vs. Navy, 11-26-16
FGM	5 vs. Navy, 11-26-16*
FGA	9, at Butler, 12-13-15
3PM	0
3PA	0
FTM	3 vs. Navy, 11-26-16*
FTA	4 vs. Navy, 11-26-16*
OREB	4, at Butler, 12-13-15
DREB	4, at Butler, 12-13-15
REB	8, at Butler, 12-13-15
AST	2, MVSU, 12-28-15*
BLK	1 vs. Navy, 11-26-16*
STL	5 vs. Navy, 11-26-16
MIN	29, at Butler, 12-13-15

*Most Recent

16-17 GAME BY GAME

Opponent	Date	gs	min	Total		3-Pointers		Free throws		Rebounds				pf	a	t/o	blk	stl	pts	avg	
				fg-fga	pct	3fg-fga	pct	ft-fa	pct	off	def	tot	avg								
SAM HOUSTON STATE	11/11/16		9	2-3	.667	0-0	.000	2-2	1.000	2	1	3	3.0	2	0	0	0	1	6	6.0	
LA-MONROE	11/13/16		22	5-7	.714	0-0	.000	2-2	1.000	3	1	4	3.5	3	1	1	0	1	12	9.0	
SOUTH DAKOTA	11/17/16		24	4-7	.571	0-0	.000	2-4	.500	0	1	1	2.7	2	0	2	0	5	10	9.3	
STETSON	11/21/16		dnp	-	-	-	-	-	-	-	-	-	-	-	-	-	-	-	-	-	
vs Memphis	11/25/16		dnp	-	-	-	-	-	-	-	-	-	-	-	-	-	-	-	-	-	
vs NAVY	11/26/16		14	5-5	1.000	0-0	.000	3-4	.750	1	3	4	3.0	1	0	2	1	1	13	10.3	
at Tulsa	11/30/16		3	0-1	.000	0-0	.000	0-2	.000	1	0	1	2.6	0	0	1	0	0	0	8.2	
at Missouri State	12-11-16		dnp	-	-	-	-	-	-	-	-	-	-	-	-	-	-	-	-	-	
Totals			0	72	16-23	.696	0-0	.000	9-14	.643	7	6	13	2.6	8	1	6	1	8	41	8.2

Games played: 5
Minutes/game: 14.4
Points/game: 8.2
FG Pct: 69.6
FT Pct: 64.3

Rebounds/game: 2.6
Assists/game: 0.2
Turnovers/game: 1.2
Assist/turnover ratio: 0.2
Steals/game: 1.6
Blocks/game: 0.2

MISCELLANEOUS

	2016-17	Career
10+ Pts	3	3
15+ Pts	-	-
20+ Pts	-	-
10+ Rebs	-	-
15+ Rebs	-	-
Double-Double	-	-
5+ Ast	-	-
Led AR in Pts	1	1
Led AR in Reb	-	2
GP/GS	5/0	34/3

HONORS

- Arkansas Academic Honor Roll (3.0-3.49 GPA) (Spring 2016)

FREEMAN'S CAREER STATISTICS

Season	gp-gs	min/avg	Total		3-Point		F-Throws		Rebounds				Scoring							
			fg-fga	pct	fg-fga	pct	ft-fa	pct	off	def	tot	avg	pf	fo	ast	to	blk	stl	pts	avg
2015-16	29-3	273/9.4	21-70	.300	0-0	.000	5-15	.333	32	28	60	2.1	46	1	13	21	2	13	47	1.6
2016-17	5-0	72/14.4	16-23	.696	0-0	.000	9-14	.643	7	6	13	2.6	8	0	1	6	1	8	41	8.2
TOTAL	34-3	345/10.1	37-93	.398	0-0	.000	14-29	.483	39	34	73	2.1	54	1	14	27	3	21	88	2.6

14

NOTES

- Member of the SEC Women's Basketball Leadership Council
- Played and started all games as a true freshman
- Scored a career-best 10 points in come-from-behind win over 2016 WNIT Champion South Dakota
- Bettered her career-best with 11 points versus Stetson for back-to-back games in double digits
- **SEC Freshman of the Week** honors Nov. 29 recording 18 points, nine rebounds and seven assists in two games



JAILYN MASON
PG | FR | 5-9 | MASON, OHIO

16-17 HIGHS

Points	11 vs. Stetson, 11-21-16
FGM	5 vs. Stetson, 11-21-16
FGA	10 vs. Stetson, 11-21-16
3PM	2 vs. S Dakota, 11-17-16
3PA	3 vs. S Dakota, 11-17-16
FTM	2 vs. S Dakota, 11-17-16
FTA	2 vs. Texas Tech, 12-3-16*
OREB	4 vs. Texas Tech, 12-3-16
DREB	5 vs. Texas Tech, 12-3-16*
REB	9 vs. Texas Tech, 12-3-16
AST	5 vs. Butler, 12-7-16*
BLK	0
STL	3
MIN	36 vs. SHSU, 11-11-16

* Most Recent

CAREER HIGHS

Points	11 vs. Stetson, 11-21-16
FGM	5 vs. Stetson, 11-21-16
FGA	10 vs. Stetson, 11-21-16
3PM	2 vs. S Dakota, 11-17-16
3PA	3 vs. S Dakota, 11-17-16
FTM	2 vs. S Dakota, 11-17-16
FTA	2 vs. Texas Tech, 12-3-16*
OREB	4 vs. Texas Tech, 12-3-16
DREB	5 vs. Texas Tech, 12-3-16*
REB	9 vs. Texas Tech, 12-3-16
AST	5 vs. Butler, 12-7-16*
BLK	0
STL	3
MIN	36 vs. SHSU, 11-11-16

* Most Recent

MISCELLANEOUS

	2016-17	Career
10+ Pts	2	2
15+ Pts	-	-
20+ Pts	-	-
10+ Rebs	-	-
15+ Rebs	-	-
Double-Double	-	-
5+ Ast	3	3
Led AR in Pts	-	-
Led AR in Reb	-	-
GP/GS	10/10	10/10

HONORS

- SEC Freshman of the Week (Nov. 29)

16-17 GAME BY GAME

Opponent	Date	gs	min	Total		3-Pointers		Free throws		Rebounds				pf	a	t/o	blk	stl	pts	avg	
				fg-fga	pct	3fg-fga	pct	ft-fa	pct	off	def	tot	avg								
SAM HOUSTON STATE	11/11/16	*	36	2-9	.222	1-2	.500	0-0	.000	0	4	4	4.0	1	5	2	0	3	5	5.0	
LA-MONROE	11/13/16	*	18	2-4	.500	0-1	.000	0-0	.000	0	0	0	2.0	4	2	1	0	0	4	4.5	
SOUTH DAKOTA	11/17/16	*	30	3-7	.429	2-3	.667	2-2	1.000	0	2	2	2.0	1	2	0	0	1	10	6.3	
STETSON	11/21/16	*	31	5-10	.500	1-1	1.000	0-1	.000	1	5	6	3.0	1	2	0	0	0	11	7.5	
vs Memphis	11/25/16	*	25	4-7	.571	1-1	1.000	0-0	.000	1	3	4	3.2	3	2	3	0	0	9	7.8	
vs NAVY	11/26/16	*	28	4-7	.571	1-2	.500	0-0	.000	0	5	5	3.5	4	5	1	0	0	9	8.0	
at Tulsa	11/30/16	*	26	4-8	.500	0-0	.000	0-0	.000	1	5	6	3.9	3	2	2	0	0	8	8.0	
TEXAS TECH	12/03/16	*	31	4-8	.500	0-0	.000	1-2	.500	4	5	9	4.5	1	3	1	0	0	9	8.1	
BUTLER	12/07/16	*	34	0-4	.000	0-0	.000	0-0	.000	2	4	6	4.7	0	5	3	0	1	0	7.2	
at Missouri State	12-11-16	*	22	0-6	.000	0-1	.000	0-0	.000	1	2	3	4.5	2	0	0	0	1	0	6.5	
Totals			10	281	28-70	.400	6-11	.545	3-5	.600	10	35	45	4.5	20	28	13	0	6	65	6.5

Games played: 10
Minutes/game: 28.1
Points/game: 6.5
FG Pct: 40.0
3FG Pct: 54.5
FT Pct: 60.0

Rebounds/game: 4.5
Assists/game: 2.8
Turnovers/game: 1.3
Assist/turnover ratio: 2.2
Steals/game: 0.6

MASON'S CAREER STATISTICS

Season	gp-gs	min/avg	Total		3-Point		F-Throws		Rebounds				Scoring							
			fg-fga	pct	fg-fga	pct	ft-fa	pct	off	def	tot	avg	pf	fo	ast	to	blk	stl	pts	avg
2016-17	10-10	281/28.1	28-70	.400	6-11	.545	3-5	.600	10	35	45	4.5	20	0	28	13	0	6	65	6.5
TOTAL	10-10	281/28.1	28-70	.400	6-11	.545	3-5	.600	10	35	45	4.5	20	0	28	13	0	6	65	6.5

20

NOTES

- Played in three games this year



SYDNEY STOUT
F | FR | 6-0 | BIXBY, OKLA.

16-17 HIGHS

Points	0
FGM	1 vs. Memphis, 11-25-16
FGA	2 vs. ULM, 11-13-16
3PM	1 vs. Memphis, 11-25-16
3PA	2 vs. ULM, 11-13-16
FTM	0
FTA	0
OREB	0
DREB	1 vs. Memphis, 11-25-16
REB	1 vs. Memphis, 11-25-16
AST	0
BLK	1 vs. ULM, 11-13-16
STL	0
MIN	6 vs. ULM, 11-13-16

* Most Recent

CAREER HIGHS

Points	0
FGM	1 vs. Memphis, 11-25-16
FGA	2 vs. ULM, 11-13-16
3PM	1 vs. Memphis, 11-25-16
3PA	2 vs. ULM, 11-13-16
FTM	0
FTA	0
OREB	0
DREB	1 vs. Memphis, 11-25-16
REB	1 vs. Memphis, 11-25-16
AST	0
BLK	1 vs. ULM, 11-13-16
STL	0
MIN	6 vs. ULM, 11-13-16

* Most Recent

MISCELLANEOUS

	2016-17	Career
10+ Pts	-	-
15+ Pts	-	-
20+ Pts	-	-
10+ Rebs	-	-
15+ Rebs	-	-
Double-Double	-	-
5+ Ast	-	-
Led AR in Pts	-	-
Led AR in Reb	-	-
GP/GS	3/-	3/-

HONORS

- TBA

16-17 GAME BY GAME

Opponent	Date	gs	min	Total		3-Pointers		Free throws		Rebounds				pf	a	t/o	blk	stl	pts	avg	
				fg-fga	pct	3fg-fga	pct	ft-fa	pct	off	def	tot	avg								
SAM HOUSTON STATE	11/11/16		3	0-0	.000	0-0	.000	0-0	.000	0	0	0	0.0	0	0	0	0	0	0	0.0	
LA-MONROE	11/13/16		6	0-2	.000	0-2	.000	0-0	.000	0	0	0	0.0	1	0	0	1	0	0	0.0	
SOUTH DAKOTA	11/17/16		dnp	-	-	-	-	-	-	-	-	-	-	-	-	-	-	-	-	-	
STETSON	11/21/16		dnp	-	-	-	-	-	-	-	-	-	-	-	-	-	-	-	-	-	
vs Memphis	11/25/16		4	1-1	1.000	1-1	1.000	0-0	.000	0	1	1	0.3	2	0	0	0	0	3	1.0	
vs NAVY	11/26/16		dnp	-	-	-	-	-	-	-	-	-	-	-	-	-	-	-	-	-	
at Tulsa	11/30/16		dnp	-	-	-	-	-	-	-	-	-	-	-	-	-	-	-	-	-	
TEXAS TECH	12/03/16		dnp	-	-	-	-	-	-	-	-	-	-	-	-	-	-	-	-	-	
BUTLER	12/07/16		dnp	-	-	-	-	-	-	-	-	-	-	-	-	-	-	-	-	-	
at Missouri State	12-11-16		dnp	-	-	-	-	-	-	-	-	-	-	-	-	-	-	-	-	-	
Totals			0	13	1-3	.333	1-3	.333	0-0	.000	0	1	1	0.3	3	0	0	1	0	3	1.0

Games played: 3
Minutes/game: 4.3
Points/game: 1.0
FG Pct: 33.3
3FG Pct: 33.3

Rebounds/game: 0.3
Blocks/game: 0.3

STOUT'S CAREER STATISTICS

Season	gp-gs	min/avg	Total		3-Point		F-Throws		Rebounds				Scoring							
			fg-fga	pct	fg-fga	pct	ft-fa	pct	off	def	tot	avg	pf	fo	ast	to	blk	stl	pts	avg
2016-17	3-0	13/4.3	1-3	.333	1-3	.333	0-0	.000	0	1	1	0.3	3	0	0	0	1	0	3	1.0
TOTAL	3-0	13/4.3	1-3	.333	1-3	.333	0-0	.000	0	1	1	0.3	3	0	0	0	1	0	3	1.0

21

NOTES

- Missed first game with a family emergency
- Played season high 21 minutes against Butler
- Scored season-best 13 points against Butler
- Scored career-best 18 points in road game at Missouri State



DEVIN COSPER
G | SR | 5-10 | COFFEYVILLE, KAN.

16-17 HIGHS

Points	18 at Missouri State, 12-11-16
FGM	5 at Missouri State, 12-11-16*
FGA	17 at Missouri State, 12-11-16
3PM	3 at Missouri State, 12-11-16
3PA	7 at Missouri State, 12-11-16
FTM	5 at Missouri State, 12-11-16
FTA	7 at Missouri State, 12-11-16
OREB	1 at Tulsa, 11-30-16
DREB	5 vs. Texas Tech, 12-3-16
REB	5 vs. Texas Tech, 12-3-16
AST	5 vs. ULM, 11-13-16
BLK	1 vs. ULM, 11-13-16
STL	4 vs. ULM, 11-13-16
MIN	30 at Missouri State, 12-11-16

CAREER HIGHS

Points	18 at Missouri State, 12-11-16
FGM	7, MVSU, 12-28-15
FGA	17 at Missouri State, 12-11-16*
	19, at Auburn, 1-24-16 OT
3PM	3 at Missouri State, 12-11-16*
3PA	9, at Butler, 12-13-15
	9, at Auburn, 1-24-16 OT*
FTM	7, New Orleans, 12-30-15
FTA	8, New Orleans, 12-30-15
OREB	2, MVSU, 12-28-15*
DREB	5 vs. Texas Tech, 12-3-16*
	8, at Auburn, 1-24-16 OT
REB	6, ORU, 12-10-15
	9, at Auburn, 1-24-16 OT
AST	5 vs. ULM, 11-13-16
BLK	3, MVSU, 12-28-15
STL	4 vs. ULM, 11-13-16
MIN	37, at Butler, 12-13-15
	42, at Auburn, 1-24-16 OT

*Most Recent

16-17 GAME BY GAME

Opponent	Date	gs	min	Total		3-Pointers		Free throws		Rebounds				pf	a	t/o	blk	stl	pts	avg
				fg-fga	pct	3fg-fga	pct	ft-fa	pct	off	def	tot	avg							
SAM HOUSTON STATE	11/11/16	dnp	-	-	-	-	-	-	-	-	-	-	-	-	-	-	-	-	-	-
LA-MONROE	11/13/16	18	2-5	.400	0-2	.000	2-2	1.000	0	1	1	1.0	0	5	0	1	4	6	6.0	
SOUTH DAKOTA	11/17/16	6	0-1	.000	0-0	.000	0-0	.000	0	2	2	1.5	0	0	0	0	0	0	3.0	
STETSON	11/21/16	9	0-2	.000	0-2	.000	0-0	.000	0	0	0	1.0	0	1	0	0	0	0	2.0	
vs Memphis	11/25/16	17	4-7	.571	0-3	.000	0-0	.000	0	2	2	1.3	4	2	1	0	0	8	3.5	
vs NAVY	11/26/16	15	1-4	.250	0-2	.000	0-0	.000	0	2	2	1.4	0	3	0	0	2	2	3.2	
at Tulsa	11/30/16	9	0-3	.000	0-1	.000	1-2	.500	1	1	2	1.5	1	0	1	0	0	1	2.8	
TEXAS TECH	12/03/16	11	1-4	.250	0-1	.000	0-0	.000	0	5	5	2.0	0	4	0	0	0	2	2.7	
BUTLER	12/07/16	21	5-9	.556	1-1	1.000	2-4	.500	0	2	2	2.0	0	0	3	0	2	13	4.0	
at Missouri State	12-11-16	30	5-17	.294	3-7	.429	5-7	.714	0	4	4	2.2	2	1	1	0	3	18	5.6	
Totals		0	136	18-52	.346	4-19	.211	10-15	.667	1	19	20	2.2	7	16	6	1	11	50	5.6

Games played: 9
Minutes/game: 15.1
Points/game: 5.6
FG Pct: 34.6
3FG Pct: 21.1
FT Pct: 66.7

Rebounds/game: 2.2
Assists/game: 1.8
Turnovers/game: 0.7
Assist/turnover ratio: 2.7
Steals/game: 1.2
Blocks/game: 0.1

MISCELLANEOUS

	2016-17	Career
10+ Pts	2	17
15+ Pts	1	6
20+ Pts	-	1
10+ Rebs	-	-
15+ Rebs	-	-
Double-Double	-	-
5+ Ast	1	2
Led AR in Pts	-	2
Led AR in Reb	-	-
GP/GS	9/0	39/25

HONORS

- SEC First-Year Academic Honor Roll ('16)
- Arkansas Academic Honor Roll (3.0-3.49 GPA) (Fall 2015, Spring 2016)

COSPER'S CAREER STATISTICS

Season	gp-gs	min/avg	Total		3-Point		F-Throws		Rebounds				Scoring							
			fg-fga	pct	fg-fga	pct	ft-fa	pct	off	def	tot	avg	pf	fo	ast	to	blk	stl	pts	avg
2015-16	30-25	792/26.4	97-293	.331	25-104	.240	50-72	.694	16	83	99	3.3	57	0	42	74	5	34	269	9.0
2016-17	8-0	106/13.3	13-35	.371	1-12	.083	5-8	.625	1	15	16	2.0	5	0	15	5	1	8	32	4.0
TOTAL	38-25	898/23.6	110-328	.335	26-116	.224	55-80	.688	17	98	115	3.0	62	0	57	79	6	42	301	7.9

22

NOTES

- Played and started all games this season
- Nine points against Sam Houston State is a career best
- Improved her career-best with 11 points on 4-for-6 shooting at Tulsa



BAILEY ZIMMERMAN
G/F | SO | 6-0 | ST. VINCENT, ARK.

16-17 HIGHS

Points	11 vs. Tulsa, 11-30-16
FGM	4 vs. Tulsa, 11-30-16
FGA	7 at Missouri State, 12-11-16*
3PM	2 vs. Tulsa, 11-30-16*
3PA	5 vs. SHSU, 11-11-16
FTM	4 at Missouri State, 12-11-16
FTA	4 at Missouri State, 12-11-16*
OREB	2 vs. ULM, 11-13-16*
DREB	5 vs. Navy, 11-26-16*
REB	7 vs. Navy, 11-26-16*
AST	3 vs. Butler, 12-7-16*
BLK	1 vs. Texas Tech, 12-3-16
STL	2 at Missouri State, 12-11-16*
MIN	32 vs. SHSU, 11-11-16

* Most Recent

CAREER HIGHS

Points	11 vs. Tulsa, 11-30-16
FGM	4 vs. Tulsa, 11-30-16
FGA	9 at Butler, 12-13-15
3PM	2 vs. Tulsa, 11-30-16*
3PA	7, at Butler, 12-13-15
FTM	2 vs. South Dakota, 11-17-16*
FTA	4 vs. Butler, 12-7-16
OREB	3 at Butler, 12-13-15*
DREB	5 vs. Navy, 11-26-16*
REB	7 vs. Navy, 11-26-16*
AST	3 vs. Navy, 11-26-16*
BLK	3 vs. Butler, 12-7-16
STL	2 at Missouri State, 12-11-16*
MIN	32 vs. SHSU, 11-11-16

*Most Recent

MISCELLANEOUS

	2016-17	Career
10+ Pts	-	-
15+ Pts	-	-
20+ Pts	-	-
10+ Rebs	-	-
15+ Rebs	-	-
Double-Double	-	-
5+ Ast	-	-
Led AR in Pts	-	-
Led AR in Reb	-	-
GP/GS	10/10	30/11

HONORS

- Arkansas Athletic Director's List (3.5-3.99 GPA) (Fall 2015)

16-17 GAME BY GAME

Opponent	Date	gs	min	Total		3-Pointers		Free throws		Rebounds				Scoring							
				fg-fga	pct	3fg-fga	pct	ft-fa	pct	off	def	tot	avg	pf	a	t/o	blk	stl	pts	avg	
SAM HOUSTON STATE	11/11/16	*	32	3-6	.500	2-5	.400	1-2	.500	2	3	5	5.0	1	3	1	0	1	9	9.0	
LA-MONROE	11/13/16	*	18	1-7	.143	0-3	.000	1-2	.500	2	5	7	6.0	0	2	0	0	1	3	6.0	
SOUTH DAKOTA	11/17/16	*	15	2-4	.500	2-3	.667	1-2	.500	2	2	4	5.3	3	1	0	0	0	7	6.3	
STETSON	11/21/16	*	24	2-4	.500	1-3	.333	0-0	.000	0	4	4	5.0	1	1	2	0	0	5	6.0	
vs Memphis	11/25/16	*	22	1-4	.250	1-4	.250	0-0	.000	0	3	3	4.6	2	2	2	0	2	3	5.4	
vs NAVY	11/26/16	*	13	0-1	.000	0-1	.000	0-0	.000	1	6	7	5.0	2	3	1	0	1	0	4.5	
at Tulsa	11/30/16	*	30	4-6	.667	2-3	.667	1-1	1.000	1	3	4	4.9	1	0	2	0	1	11	5.4	
TEXAS TECH	12/03/16	*	24	2-6	.333	1-3	.333	0-0	.000	1	3	4	4.8	2	0	1	1	0	5	5.4	
BUTLER	12/07/16	*	25	1-4	.250	1-3	.333	1-4	.250	1	2	3	4.6	3	3	1	0	1	4	5.2	
at Missouri State	12-11-16	*	31	2-7	.286	0-2	.000	4-4	1.000	3	1	4	4.5	0	2	1	0	2	8	5.5	
Totals			10	234	18-49	.367	10-30	.333	9-15	.600	13	32	45	4.5	15	17	11	1	9	55	5.5

Games played: 10
Minutes/game: 23.4
Points/game: 5.5
FG Pct: 36.7
3FG Pct: 33.3
FT Pct: 60.0

Rebounds/game: 4.5
Assists/game: 1.7
Turnovers/game: 1.1
Assist/turnover ratio: 1.5
Steals/game: 0.9
Blocks/game: 0.1


ZIMMERMAN'S CAREER STATISTICS

Season	gp-gs	min/avg	Total		3-Point		F-Throws		Rebounds				Scoring							
			fg-fga	pct	fg-fga	pct	ft-fa	pct	off	def	tot	avg	pf	fo	ast	to	blk	stl	pts	avg
2015-16	20-1	174/8.7	6-48	.125	4-33	.121	7-12	.583	12	9	21	1.1	9	0	4	15	2	4	23	1.2
2016-17	10-10	234/23.4	18-49	.367	10-30	.333	9-15	.600	13	32	45	4.5	15	0	17	11	1	9	55	5.5
TOTAL	30-11	408/13.6	24-97	.247	14-63	.222	16-27	.593	25	41	66	2.2	24	0	21	26	3	13	78	2.6

35

NOTES

- Four games with double digit points
- First double double of the season with 10 points and 11 rebounds against Memphis
- Selected to the Nugget Classic All-Tournament Team
- Two games with four blocks (SHSU, Tulsa)
- Career-best four assists against Butler



ALECIA COOLEY

C | SR | 6-4 | EVANSTON, ILL.

16-17 HIGHS

Points	13 vs. ULM, 11-13-16
FGM	5 vs. South Dakota, 11-17-16
FGA	8 vs. South Dakota, 11-17-16*
3PM	0
3PA	0
FTM	7 vs. ULM, 11-13-16
FTA	12 vs. ULM, 11-13-16
OREB	4 at Missouri State, 12-11-16
DREB	8 vs. Memphis, 11-25-16
REB	10 vs. Memphis, 11-25-16
AST	4 vs. Butler, 12-7-16
BLK	4 vs. Tulsa, 11-30-16*
STL	1 vs. Texas Tech, 12-3-16*
MIN	31 vs. Texas Tech, 12-3-16*

*Most Recent

CAREER HIGHS

Points	19, ORU, 12-10-15
FGM	8, ORU, 12-10-15
FGA	10, ORU, 12-10-15
	10, vs. Florida, 1-28-16 OT
FTM	7 vs. ULM, 11-13-16
FTA	12 vs. ULM, 11-13-16
OREB	7, #24 Missouri, 1-17-16
DREB	8 vs. Memphis, 11-25-16
REB	10 vs. Memphis, 11-25-16*
	10, vs. Florida, 1-28-16 OT
AST	4 vs. Butler, 12-7-16
BLK	4 at Tulsa, 11-30-16*
STL	1 vs. Texas Tech, 12-3-16*
	2, at Auburn, 1-24-16 OT
MIN	33, ORU, 12-10-15
	39, at Auburn, 1-24-16 OT

*Most Recent

MISCELLANEOUS

	2016-17	Career
10+ Pts	4	11
15+ Pts	-	2
20+ Pts	-	-
10+ Rebs	1	5
15+ Rebs	-	-
Double-Double	1	4
5+ Ast	-	-
Led AR in Pts	1	4
Led AR in Reb	3	8
GP/GS	10/10	39/37

HONORS

- Arkansas Academic Honor Roll (3.0-3.49 GPA) (Spring 2016)
- Nugget Classic All-Tournament Team

16-17 GAME BY GAME

Opponent	Date	gs	min	Total		3-Pointers		Free throws		Rebounds				pf	a	t/o	blk	stl	pts	avg	
				fg-fga	pct	3fg-fga	pct	ft-fta	pct	off	def	tot	avg								
SAM HOUSTON STATE	11/11/16	*	26	4-8	.500	0-0	.000	4-6	.667	2	3	5	5.0	0	0	2	4	1	12	12.0	
LA-MONROE	11/13/16	*	18	3-5	.600	0-0	.000	7-12	.583	1	5	6	5.5	1	2	1	1	0	13	12.5	
SOUTH DAKOTA	11/17/16	*	31	5-8	.625	0-0	.000	2-2	1.000	1	2	3	4.7	3	1	2	1	0	12	12.3	
STETSON	11/21/16	*	24	1-3	.333	0-0	.000	5-6	.833	3	6	9	5.8	3	3	4	0	1	7	11.0	
vs Memphis	11/25/16	*	26	4-6	.667	0-0	.000	2-2	1.000	3	8	11	6.8	1	2	2	0	0	10	10.8	
vs NAVY	11/26/16	*	18	2-4	.500	0-0	.000	0-0	.000	3	4	7	6.8	0	1	4	0	1	4	9.7	
at Tulsa	11/30/16	*	24	1-6	.167	0-0	.000	2-2	1.000	1	5	6	6.7	0	0	4	0	4	8.9		
TEXAS TECH	12/03/16	*	31	3-11	.273	0-0	.000	0-0	.000	3	4	7	6.8	2	0	3	1	1	6	8.5	
BUTLER	12/07/16	*	16	2-3	.667	0-0	.000	0-0	.000	1	3	4	6.4	1	4	1	1	0	4	8.0	
at Missouri State	12-11-16	*	20	2-5	.400	0-0	.000	0-0	.000	4	1	5	6.3	3	1	2	1	0	4	7.6	
Totals			10	234	27-59	.458	0-0	.000	22-30	.733	22	41	63	6.3	14	14	21	13	4	76	7.6

Games played: 10
Minutes/game: 23.4
Points/game: 7.6
FG Pct: 45.8
FT Pct: 73.3

Rebounds/game: 6.3
Assists/game: 1.4
Turnovers/game: 2.1
Assist/turnover ratio: 0.7
Steals/game: 0.4
Blocks/game: 1.3

COOLEY'S CAREER STATISTICS

Season	gp-gs	min/avg	Total		3-Point		F-Throws		Rebounds				Scoring							
			fg-fga	pct	fg-fga	pct	ft-fta	pct	off	def	tot	avg	pf	fo	ast	to	blk	stl	pts	avg
2015-16	30-28	699/23.3	74-148	.500	0-0	.000	48-63	.762	50	95	145	4.8	49	2	16	34	11	11	196	6.5
2016-17	9-9	214/23.8	25-54	.463	0-0	.000	22-30	.733	18	40	58	6.4	11	0	13	19	12	4	72	8.0
TOTAL	39-37	913/23.4	99-202	.490	0-0	.000	70-93	.753	68	135	203	5.2	60	2	29	53	23	15	268	6.9



00

JESSICA JACKSON
6-3 | F | SR | Jacksonville, Ark.



2

AALIYAH WILSON
5-10 | G/F | FR | Muskogee, Okla.



3

MALICA MONK
5-5 | G | SO | N. Little Rock, Ark.



4

KEIRYN SWENSON
6-1 | G/F | SO | Wichita, Kan.



10

KIARA WILLIAMS
6-1 | F/C | FR | Little Rock, Ark.



12

BRIUNNA FREEMAN
5-9 | G | SO | Pelham, Ga.



14

JAILYN MASON
5-9 | PG | FR | Mason, Ohio




20

SYDNEY STOUT
6-0 | F | FR | Bixby, Okla.



21

DEVIN COSPER
5-10 | G | JR | Coffeyville, Kan.



22

BAILEY ZIMMERMAN
6-0 | G/F | SO | St. Vincent, Ark.



35

ALECIA COOLEY
6-4 | C | SR | Evanston, Ill.



42

YASMEEN RATLIFF
6-5 | C | FR | Alpharetta, Ga.



HC

JIMMY DYKES
Arkansas, 1985 | 3rd Season



AC

TARI CUMMINGS
Oklahoma State, 2003 | 6th Season



AC

TOMMY DEFFENBAUGH
Drury College, 1985 | 2nd Season



AC

CHENEL HARRIS
Kent State, 2010 | 1st Season